



CAREER COUNSELOR HANDBOOK

Bureau of Naval Personnel

ACKNOWLEDGEMENTS

The Career Counselor Handbook Development Group gratefully acknowledges the assistance of the following personnel in the update of the Career Counselor Handbook:

NCCM Luter, Latonya	OPNAV
NCCM Osborne, James	OPNAV
NCCM Webb, Crystal	USFF
NCCM Jimenez, Judy	PACFLT
NCCM Jackson, Aaron	CNIC
NCCM Beard, Troy	CNRMA
NCCM Canlas, Lalia	CNSP
NCCS Batten, Sherese	CPRG
NCCS Sain, Jason	CSS
NCCS McFarlane, Deidre	NSSATC
NCC Williams, Shanita	CNPC
NCC Bell, Loren	CNPC
NCC Dajer, Jose	NAS OCEANA
NCC Derrick, Cheyenne	CNRFC
NCC Moffatt, Dave	USFFC
NCC Rodriguez, Dalila	CVN 73
NCC Harris, Jenea	NAVSTA NORFOLK
NC1 Cooper, Brittany	CNAL
NC1 Maxwell, Clayton	CBMU 202
NC1 Weeks, Ervin	NPTU CHAR

PREFACE

The Bureau of Naval Personnel Career Counselor Handbook provides commands and career counselors the necessary tools to develop, implement, and direct an effective career development program. Ease of use, documented reference, and standardized expressions have been incorporated throughout this manual to simplify its use at all levels of the command.

Information contained in this handbook reflects directives, policies, and programs that are effective as of the date of publication. Navy directives, however, are continuously updated, especially those concerning personnel management, career development, and retention incentives. Appropriate references are provided with each chapter. Prior to counseling members on career decisions, the user must ensure that up-to-date references are available and utilized.

ACRONYMS USED IN THIS HANDBOOK

AC	Active Component
ADSD	Active Duty Service Date
ADSW	Active Duty for Special Work
ADT	Active Duty for Training
AFCT	Armed Forces Classification Test
AIP	Assignment Incentive Pay
AMM	Activity Manning Manager
AMS	Activity Manning Support
AOR	Area of Responsibility
ASHOSH	Annual Retirement Point Record/Annual Statement of Service History
ASM	Advanced Skills Management
ASVAB	Armed Services Vocational Aptitude Battery
BBD	Billet Based Distribution
BIC	Best in Class
BOL	BUPERS Online
BRS	Blended Retirement System
BRS/CP	Blended Retirement System Continuation Pay
BUPERS	Bureau of Naval Personnel
CA	Cross Assigned
CAC	Common Access Card
CANTRAC	Catalog of Navy Training Courses
CC	Career Counselor
CCC	Command Career Counselor
CDB	Career Development Board
CDP	Career Development Program
CDT	Career Development Team
CDTC	Career Development Training Course
CDTC-RC	Career Development Training Course-Reserve Component
CEM	Career Exploration Module
CFS	Command Financial Specialist
CIC	Command Indoctrination Program Coordinator
CIP	Command Indoctrination Program
CIMS	Career Information Management System
CIPR	Command Information Program Review
CLEP	College Level Examination Program
CMC	Command Master Chief
CNRFC	Commander Navy Reserve Force Command
CO	Commanding Officer
COB	Chief of the Boat
COC	Chain of Command
CONUS	Continental United States
COOL	Credentialing Opportunities On-Line
CPPA	Command Pay and Personnel Administrator Course

3 Apr 23

CSC	Command Sponsor Coordinator
CTA	Career Tools Afloat
CTO	Career Transition Office
C-WAY	Career Waypoints
C-WAY-CONV	Career Waypoints-Conversion
C-WAY-PACT	Career Waypoints-Professional Apprenticeship Career Track
C-WAY-REEN	Career Waypoints-Reenlistment
C-WAY-TRANS	Career Waypoints-Transition
DANTES	Defense Activity for Non-Traditional Education Support
DDCC	Department/Divisional Career Counselor
DH	Department Head
DIVO	Division Officer
DLCPO	Department and Division Leading Chief Petty Officers
DON	Department of Navy
DMAP	Detailing Marketplace Assignment Policy
DMDC	Defense Manpower Data Center
DOD	Department of Defense
DODID	Department of Defense Identification
EAOS	Expiration of Active Obligated Service
ECM	Enlisted Community Manager
eCRM	Enterprise Customer Relationship Management
EFMP	Exceptional Family Member Program
ESR	Electronic Service Record
ESRP	Enlisted Supervisor Retention Pay
ETJ	Electronic Training Jacket
FAM	Functional Area Manager
FCP	Family Care Plan
FFSC	Fleet Family Support Center
FLTMPS	Fleet Management and Planning System
FTSW	First Term Success Workshop
HARP	Hometown Area Recruiting Program
HYT	High Year Tenure
IAP	In Assignment Processing
ICDP	Individual Career Development Plan
IRR	Individual Ready Reserves
ISIC	Immediate Superior-in-Command
ITP	Individual Transition Plan
ITS	Intends to Separate
JOIN	Job Opportunities in the Navy
JST	Joint Services Transcript
LOS	Lengths of Service
LTE	Long Term Extension
MGIB	Montgomery GI Bill
MGIB-SR	Montgomery GI Bill-Selected Reserve
MLC	Military Life Cycle
MNA	MyNavy Assignments
MNP	MyNavy Portal

3 Apr 23

MOC	Military Occupational Classification
MyNRH	MyNavy Reserve Homeport
MPT&E	Manpower, Personnel, Training, and Education
NAVETS	Navy Veterans
NAVPERSCOM	Navy Personnel Command
NRA	Navy Reserve Activity
NRC	Navy Reserve Center
NCPACE	Navy College Program for Afloat College Education
NEAS	Navy Enlisted Advancement System
NEL	Navy eLearning
NFRS	Navy Family Readiness System
NIAPS	Navy Information Application Product Suite
NPC	Navy Personnel Command
NRC	Navy Reserve Center
NRMS	Navy Retention and Monitoring System
NRPDC	Navy Reserve Professional Development Center
NSIPS	Navy Standard Integrated Personnel System
NTMPS	Navy Training Management & Planning System
OCONUS	Outside Continental United States
OIC	Officer in Charge
OMPF	Official Military Personnel File
OPNAV	Office of the Chief of Naval Operations
OSVETS	Other Service Veterans
PACT	Professional Apprentice Career Track
PCS	Permanent Change of Station
PEBD	Pay Entry Base Date
PFA	Physical Fitness Assessment
PFM	Personal Financial Management
POA&M	Plan of Actions and Milestones
POC	Point of Contact
PRD	Projected Rotation Date
PRIMS	Physical Readiness Information Management System
PRISE-R	Prior Service Reenlistment Eligibility-Reserve
PRT	Physical Readiness Test
PSD	Personnel Support Detachment
PSR	Performance Summary Record
RASW	Reserve Affiliation Success Workshop
R-ADM	Relational Administrative Data Management
RC	Reserve Component
REA	Retention Excellence Award
REDCOM	Navy Reserve Region Readiness and Mobilization Command
RESCORE	Reserve Selected Conversion for Reenlistment
RPPEA	Reserve Personnel Program Excellence Award
PRD	Projected Rotation Date
SAAR	System Access Authorization Request
SEAOS	Soft Expiration of Active Obligated Service
SEL	Senior Enlisted Leader

3 Apr 23

SELRES	Selected Reserves
SOPS	Standard Operating Procedures
SPEC CIRC	Special Circumstance
SRB	Selective Reenlistment Bonus
STAR	Selective Training and Reenlistment
STE	Short Term Extension
TA	Tuition Assistance
TAP	Transition Assistance Program
TAR	Training and Administration of the Reserve
TRP	Targeted Reentry Program
TYCOM	Type Commander
UCC	Unit Career Counselor
UIC	Unit Identification Code
USMAP	United Services Military Apprenticeship Program
USNCC	United States Navy Community College
VMET	Verification of Military Experience and Training
VTU	Voluntary Training Unit
XO	Executive Officer
YG	Year Group

TABLE OF CONTENTS

CHAPTER	TITLE PAGE
	BUREAU OF NAVAL PERSONNEL CAREER COUNSELOR HANDBOOK
	NAVY CAREER INFORMATION PROGRAM
	Introduction
1.	CAREER DEVELOPMENT PROGRAM (CDP) MANAGEMENT 1-1
	Office Organization Procedures and Budget 1-2
	Career Information Management System (CIMS) 1-3
	Retention Statistics and Reports 1-3
2.	CAREER DEVELOPMENT TEAM (CDT) 2-1
	Building the Career Development Team 2-1
	Department, Division, Unit Career Counselor/ Meeting Preparation 2-2
3.	TRAINING 3-1
	Formal Training 3-1
	Informal Training 3-2
	Additional Training 3-2
4.	CAREER TOOLS 4-1
	Afloat Environment 4-1
	Career Counselor Access 4-2
	Retirement and Separation Request via NSIPS 4-3
	Official Military Personnel File (OMPF) 4-7
	Performance Summary Record 4-8
	Electronic Service Record 4-9
	Electronic Training Jacket 4-11
	Physical Readiness Information Management System 4-13
	Navy Department of Awards Web Service (NDAWS) 4-13
	Navy eLearning (NeL)/Navy eLearning (Afloat) 4-14
	United States Navy Community College (USNCC) 4-15
	Navy Credentialing Opportunities On-Line (COOL) 4-18

	United States Military Apprenticeship Program (USMAP)	4-19
	Joint Service Transcript (JST)	4-20
	Websites for Career Information	4-21
5.	CAREER PLANNING	5-1
	Career Counselor (CC) Responsibilities and Procedures (Command, Department, Division, and Unit CC's)	5-1
	Career Development Board (CDB) Discussion Topics	5-2
	Active Duty CDBs	5-4
	Professional Apprenticeship Career Tracks (PACT)	5-5
	Reserve Component (RC) CDBs	5-6
	Career Waypoints Reenlistments (C-WAY-REEN)	5-8
	My Navy Assignment (MNA)	5-9
	Reserve Component (RC) MNA	5-10
	Blended Retirement System (BRS)/ Continuation Pay (CP)	5-12
	High Year Tenure (HYT)	5-12
	Transition from Active Duty	5-13
	Retirement and Fleet Reserve Ceremonies	5-15
6.	CAREER INFORMATION MANAGEMENT SYSTEM (CIMS)	6-1
	User Roles	6-1
	CIMS Access	6-3
	Navigation and Features	6-8
	Navigation CIMS (USE/INQUIRE)	6-8
	Navigation Reports and Lists	6-10
	Career Development Team Management	6-10
	Correspondence Tracking	6-11
	Career Information Training	6-12
	United States Military Apprenticeship Program (USMAP)	6-13
	CDB Verification Process	6-13
	Selected Reenlistment Bonus	6-15
	Certificates	6-16
	Unit Tracking	6-17
	Detailing Marketplace Assignment Policy (DMAP)	6-17
	Career Decisions	6-19
7.	CAREER WAYPOINTS (C-WAY)	7-1
	Required Action	7-1
	How to Request an Account	7-1

	Qualifying Sailors	7-2
	Policy for C-WAY	7-3
	C-WAY Timelines	7-3
	List of Career Management Modules in C-Way	7-4
	Function of C-WAY Modules	7-6
	C-WAY-TRANS RC/AC	7-7
	Year Group (YG) Calculation	7-7
	C-Way Conversion (C-Way-CONV) for RC	7-7
	The CC Role in C-WAY	7-8
	C-WAY Assigned Roles	7-9
	C-WAY Reports	7-9
	Community Health Categories in C-WAY	7-11
	Job Opportunities in the Navy (JOIN)	7-11
	C-WAY User Guide	7-11
8.	MYNAVY ASSIGNMENT (MNA)	8-1
	Access Requirements	8-1
	CCC Roles	8-2
	Timelines	8-3
	Navigation and Features	8-5
	Sailor Info	8-6
	Jobs	8-11
	Direct Conversion Requests	8-13
	PACT Sailor designation	8-16
	Applications	8-17
	Reports	8-19
	Ranking and Command Comments	8-20
9.	DEFENSE MANPOWER DATA CENTER (DMDC)	9-1
	Requesting Access	9-1
	Technical Requirements	9-1
	Using the Transition Assistance Program (TAP) Web Application	9-1
	E-Form dashboard	9-3
	Person Search	9-4
	VMET Documents	9-4
	Commanders Verification	9-5
	Disconnected Operations	9-6
10.	NAVY RETENTION MONITORING SYSTEM (NRMS)	10-1
	NRMS Access	10-2
	NRMS Reports	10-2
	Retention-Attrition (RET-ATT) Program Reports	10-3

Transaction Reports	10-5
Career Information Program Analytical Report	10-5
Unit Identification Code (UIC) Tree Report	10-7
Reenlistment Statistics	10-9
Legacy Retention Excellence Award (REA)/ Best in Class (BIC)	10-10
11. CAREER INFORMATION PROGRAM REVIEW	11-1
Types of CIPRs	11-1
Conducting and Briefing a Program Review	11-2
Plan of Actions and Milestones (POA&M)	11-2

3 Apr 23

NAVY CAREER INFORMATION PROGRAMINTRODUCTION

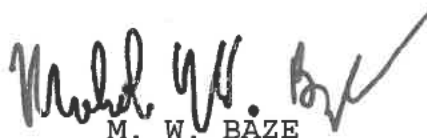
The foundation of a successful Navy Enlisted Retention and Career Development Program (CDP) is the commitment of the chain of command (COC) to ensure every Sailor is provided the guidance and opportunity to succeed.

CAREER DEVELOPMENT PROGRAM

1. The Navy Enlisted Retention and CDP is designed to improve the ability of Sailors to achieve their professional goals and positively impact their desire to remain on active duty or transition to the Navy Reserve. Active COC involvement, from the top down, is the key element to a successful CDP. This program provides Sailors the guidance needed to successfully manage their own careers and to meet personal and professional goals.

2. The Bureau of Naval Personnel Career Counselor Handbook (CCH) provides the following guidance to establish and maintain a CDP for both Active and Reserve Components:

- a. CDP Management
- b. Career Development Team (CDT)
- c. Training
- d. Career Tools
- e. Career Planning
- f. Program Review



M. W. BAZE

Deputy Chief of Naval Personnel

Releasability and distribution: This handbook is cleared for public release and is available electronically only via MyNavy HR Web site <https://www.mynavyhr.navy.mil/>

NAVPERS 15878M

3 Apr 23

THIS PAGE INTENTIONALLY LEFT BLANK

CHAPTER ONE

CAREER DEVELOPMENT PROGRAM (CDP) MANAGEMENT

INTRODUCTION

The CDP is executed by the Career Development Team (CDT) and managed by the Command Career Counselor (CCC). Coordination by the entire Chain of Command (COC) is critical for an effective program. The information presented is to assist the CCC in the set-up and daily management of the CDP. The best resources beyond the instructions and manuals are the Immediate Superior-in-Command (ISIC) and Type Commander (TYCOM) Counselors. It is imperative that all newly reporting CCCs contact their respective ISIC and/or TYCOM Counselor to maintain a network through continuous communication.

The following items will assist in developing an effective and successful CDP:

- Discuss the CDT and its benefits with the command leadership
- Ensure the command has a trained CDT
- Assign a Career Development Training Course/Career Development Training Course-Reserve Component (CDTC/CDTC-RC) qualified counselor for every 30 Sailors
- Complete an internal self-assessment utilizing NAVPERS 1040/2 Command Information Program Review (CIPR) within 90 days of reporting aboard, reporting all findings to the COC
- Establish direct contact with ISIC and TYCOM for support as necessary
- The Command Master Chief (CMC), Chief of the Boat (COB) or Senior Enlisted Leader (SEL), Executive Officer (XO), and Commanding Officer (CO) provide performance feedback, utilizing NAVPERS 1040/3 Career Counselor Initial Tour Feedback, for all CCCs within six months of reporting aboard and submit as indicated to TYCOM
- Review or establish the annual budget for maintenance of CDP requirements
- Office organization procedures

- Primary responsibilities include training, administration of the CDP, internal public relations, and other facets of the CDP
- Conduct annual CDP review, per OPNAVINST 1040.11 (Series) (The Navy Enlisted Retention and Career Development Program), utilizing NAVPERS 1040/2

OFFICE ORGANIZATION PROCEDURES AND BUDGET

The CCC's office shall be accessible to all Sailors; the CCC shall have access to a suitable office space to perform private counseling. Information technology requirements include a computer system that is capable of running career development software and associated online programs. It is strongly recommended that the CCC has the highest-level internet access necessary to accomplish mission requirements.

During planning board for training meetings, or the command's equivalent scheduling vehicle, the command will ensure the following career programs are part of the schedule:

- CDBs
- Reenlistment and retirements
- Monthly CC team meetings and training
- Quarterly CDT meetings
- Additional career development related items

Use SECNAVINST 5210.1 to ensure proper office organization.

Manuals, instructions, and messages can be found at the MyNavy HR web site under "Reference Library".

It is advised that you establish an annual budget for travel and consumables. One of the first priorities should be a review of the CCC's budget. Submit the budget, via the COC, for approval. The following items are recommended (reference: Department of Navy (DON), Office of the Assistant Secretary Memorandum for Distribution of 14 December 2006): Reenlistment and retirement items may include:

- Discharge pins and retirement pins

- Presidential Certificates - DD Form 2452 (Fleet Reserve Only)
- Retirement flags
- Coins, plaques, and command photos, etc.
- Reenlistment pens
- Cakes
- Certificate paper
- Award certificate folders and covers
- Retention Excellence Award Pennant as applicable
- Retention Excellence Award Best in Class Pennant as applicable

Temporary additional duty may include but not limited to:

- Fleet Engagement Team Visits/Area Training
- Navy Personnel Command (NPC) visits
- TYCOM and ISIC training
- Conducting assessments on all subordinate commands, as required
- Career Development Symposium/Training

CAREER INFORMATION MANAGEMENT SYSTEM (CIMS)

CIMS is the required means for planning, scheduling, and tracking CDBs. Additionally, CIMS will be used for tracking all other CDP activities.

RETENTION STATISTICS AND REPORTS

The CCC is responsible for monitoring retention and attrition statistics and preparing monthly reports for submission to the CO, via the XO and CMC, COB, or SEL. To gain access to the Navy Retention Monitoring System (NRMS) see Chapter 10.

CHAPTER TWO
BUILDING THE CAREER DEVELOPMENT TEAM (CDT)

INTRODUCTION

A well-trained and organized CDT engages the entire Chain of Command (COC) and provides a means to guarantee continuity in career development efforts and individual professional growth. An effective command CDT is the cornerstone of a successful Career Development Program (CDP).

The Command Career Counselor (CCC) is the primary manager of the CDT. The CDT membership is comprised of:

- Commanding Officer (CO)
- Executive Officer (XO)
- Command Master Chief (CMC), Command Senior Chief (CMDCS), Chief of the Boat (COB), or Senior Enlisted Leader (SEL)
- Command Career Counselor (CCC)
- Department Heads (DH) and Division Officers (DIVO)
- Department and Division Leading Chief Petty Officers (DLCP)
- Department, Division, and Unit CC

To establish a well-trained CDP, conduct the Career Development Training Course (CDTC) and/or Career Development Training Course-Reserve Component (CDTC-RC) for all Department and Divisional Counselors (DDCC). This provides the following command-wide benefits:

- Increased Chain of Command (COC) credibility
- Increase in the counseling expertise of supervisory personnel
- Lower Sailor-to-counselor ratio
- Better informed Sailors

- More time for CCCs to manage the CDT, oversee the program, and counsel individual Sailors that require their expertise and experience (decentralization)
- Increased program efficiency and effectiveness

A version of these courses can be found on the MyNavy HR and MyNavy Reserve Homeport web sites. CCCs and subject matter experts will instruct the CDTC/CDTC-RC.

DEPARTMENT, DIVISION, AND UNIT CAREER COUNSELOR

All department, division, and unit career counselors are vital parts of the CDT.

Training for department, division, and unit counselors will be conducted monthly, at a minimum, to comply with OPNAVINST 1040.11 (Series).

Prospective department, division, and unit counselors shall possess the following attributes:

- High professionalism
- Ability to interpret and communicate career related concepts and instructions
- Willingness and enthusiasm to serve as a counselor

For the program to be effective, commands will exercise care not to exceed a 30:1 Sailor-to-counselor ratio. Large department/units may assign multiple counselors to maintain an effective program. Department/units that have greater than 250 personnel assigned, require a full-time counselor for an effective program.

MEETING PREPARATION

Agenda: The agenda is the core of the meeting and should contain a chronological sequence of the items intended to be covered during the meeting. Agenda items should be detailed and distributed to the CDT members prior to the meeting to allow them to prepare.

Meeting: You should reserve a space or room, well in advance, that is large enough for the expected audience. You should ensure the space is ready and that all necessary equipment is in

working order. Test the audio-visual equipment at least 30 minutes prior to the meeting. You should prepare enough handouts for the attendees and confirm and prepare guest speakers, if necessary.

Minutes of the Meeting: Compile and prepare meeting minutes for the COC's approval. Minutes will be prepared and routed to the CO, via the CMC and XO, no later than 48 hours after the meeting. Distribute approved minutes to all CDT members upon the CO's approval. CCC will maintain the original approved minutes for 24 months from the date of the meeting. The minutes should include:

- The start and end times, date, place held, and members present and absent
- All agenda items discussed and decisions made (If actions are agreed upon, identify the members responsible for the action and expected completion dates
- The date, time, and place of the next meeting (by establishing a consistent meeting time and place, all attendees should be able to schedule them as a recurring item on their calendars)

Cancellation of the meeting: If a meeting must be cancelled, do so as far in advance as possible so all concerned can reschedule accordingly.

CHAPTER THREE TRAINING

INTRODUCTION

Training is a key component of any successful Career Development Program (CDP). This is accomplished with advanced and ongoing career counselor (CC) trainings. Starting with your Immediate Superior-in-Command (ISIC) and Type Commander (TYCOM) CCs, build your community network. Identify other established CCs in your Area of Responsibility (AOR) to further enhance your training.

FORMAL TRAINING

Requirements and qualifications are identified in the Military Personnel Manual (MILPERSMAN), article 1306-905, article 1440-020, and in the Catalog of Navy Training Courses (CANTRAC).

Formal CC training includes:

- Command Career Counselor Course (A-501-0011). Active duty quota requests must be forwarded to the Navy Counselor rating detailer via ISIC and TYCOMs
- Reserve Career Information Course (R-501-0005). Reserve quotas are obtained through the Navy Reserve Professional Development Center (NRPDC) via the Chain of Command (COC). This course is designed for any CC that supports Ready Reserve personnel
- Career Development Training Course (CDTC) via the MyNavy HR website, Career Development Training Course-Reserve Component (CDTC-RC) via the MyNavy Reserve Homeport (MyNRH) website (Only accessible to TAR and Selected Reserve personnel)
- First Term Success Workshop (FTSW) via the MyNavy HR website
- Reserve Affiliation Success Workshop (RASW) via the MyNavy Reserve Homeport (MyNRH) website
- Command Pay and Personnel Administrator Course (CPPA)(A-500-0035)
- Career Development Symposium/Trainings

INFORMAL TRAINING

- Regional fleet engagement team visits
- Career Development Symposium/Trainings
- Navy Family Readiness System (NRS) sponsored events

ADDITIONAL TRAINING

Fleet, Force, Regional, and ISIC Counselors will provide training to subordinate and supported Command Career Counselors (CCCs) in the following computer systems and programs:

- Command Information Management System (CIMS) website
- MyNavy HR website
- Bureau of Naval Personnel (BUPERS) Online (BOL) website
- Career Waypoints (C-WAY) website (Reenlistment and PACT functions)
- Transition between Reserve Component (RC), Training and Administration of the Reserve (TAR) Component, and Active Component (AC) (RC2AC, RC2TAR, RC2RC)
- Detailing via MyNavy Assignment (MNA) website
- Blended Retirement System Continuation Pay (BRS/CP), Selective Reenlistment Bonus (SRB), Fleet Reserve and retirement, Selective Training and Reenlistment (STAR), Enlisted Supervisor Retention Pay (ESRP), Detailing Marketplace Assignment Policy (DMAP)
- Navy Retention Monitoring System (NRMS) website
- Defense Manpower Data Center (DMDC) website
- Navy E-Learning (NeL) via MyNavy Portal (MNP) website
- Career Development Team (CDT) organization and meetings
- Review of each department, division, and unit CDP utilizing CIPR NAVPERS 1040/2

3 Apr 23

- Monthly report to the Commanding Officer (CO), routed via Executive Officer (XO) and the Command Master Chief (CMC) or Senior Enlisted Leader (SEL)
- New programs and policies as appropriate
- MyNRH website

CHAPTER FOUR CAREER TOOLS

INTRODUCTION

Navy Career Tools are web-based applications designed to support and enhance Sailor career management, retention, and professional development. This chapter identifies the online applications that support Sailors and their careers and command career information programs.

Navy Career Tools are accessible in two environments:

- Internet - Fleet users may access the Navy Career Tool suite located on the internet, whether from shore-based commands or from ships at sea
- Afloat - Depending on geographic location, internet is not always available. In this situation, fleet users may access afloat versions of the available Navy Career Tools

AFLOAT ENVIRONMENT

Afloat Command Career Counselors (CCC) should encourage crewmembers to use Afloat Career Tool versions, if available, rather than allow them to struggle with bandwidth limitations while underway.

Navy Information Application Product Suite (NIAPS) is available on most surface ships, aircraft carriers, and submarines. Applications include:

- Career Tools Afloat common access portal
- Navy eLearning (NeL) Afloat
- Electronic Training Jacket (ETJ) Afloat
- Fleet Training Management and Planning System (FLTMPS) Afloat

Navy Standard Integrated Personnel System (NSIPS) web afloat is available on most surface ships. Applications include:

- NSIPS Web Afloat
- Electronic Service Record (ESR) Afloat

- Career Information Management System (CIMS) Afloat
- E-Leave Afloat

Because afloat applications are disconnected from the internet, application data must be "refreshed" periodically. This data refresh occurs through a process called replication. Replication is the transfer and exchange of information between systems ashore and systems afloat. During the replication process, which normally occurs several times per day, compressed data is transferred between ship and shore either by satellite or from a pier connection. These smaller data files contain only information that has changed since the last time the systems exchanged data. A two-way data exchange enables afloat Sailors to see fresh information from shore, and keeps shore-based systems up-to-date with information from the ship. Overall, the replication process requires significantly less bandwidth than when Sailors access the internet directly, resulting in a more positive and successful experience for users at sea.

CAREER COUNSELOR ACCESS

The Command Career Counselor (CCC) serves as the critical link between a Sailor, their command, and supporting Navy organizations, to include Navy Personnel Command (NPC). On behalf of the Commanding Officer, the CCC is responsible for managing the command's Career Development Program (CDP). Assigned to a position of great trust, the CCC reports directly to the Executive Officer via the Command Master Chief, Chief of the Boat, or Senior Enlisted Leader on all matters related to the CDP management.

The CCC is required to obtain access to and use the following online systems to manage the Command Development Program:

- BUPERS Online (BOL)
- MyNavy Portal (MNP)
- Career Information Management System (CIMS via NSIPS)
- MyNavy Assignment (MNA) (Command/Career Counselor/View Only)
- Career Waypoint System (C-WAY via BOL)

- Defense Manpower Data Center (DMDC) (DD Form 2648)
- Fleet Training Management and Planning System (FLTMP)
- Navy Retention Monitoring System (NRMS via NSIPS)

RETIREMENT AND SEPARATION REQUEST VIA NSIPS

Step 1: Sailor logs into NSIPS under Member Self-Service.



Figure 4-1- NSIPS Login

Step 2: Select "Employee Self-Service" from the left menu then select "Request Retirement/ Separation".

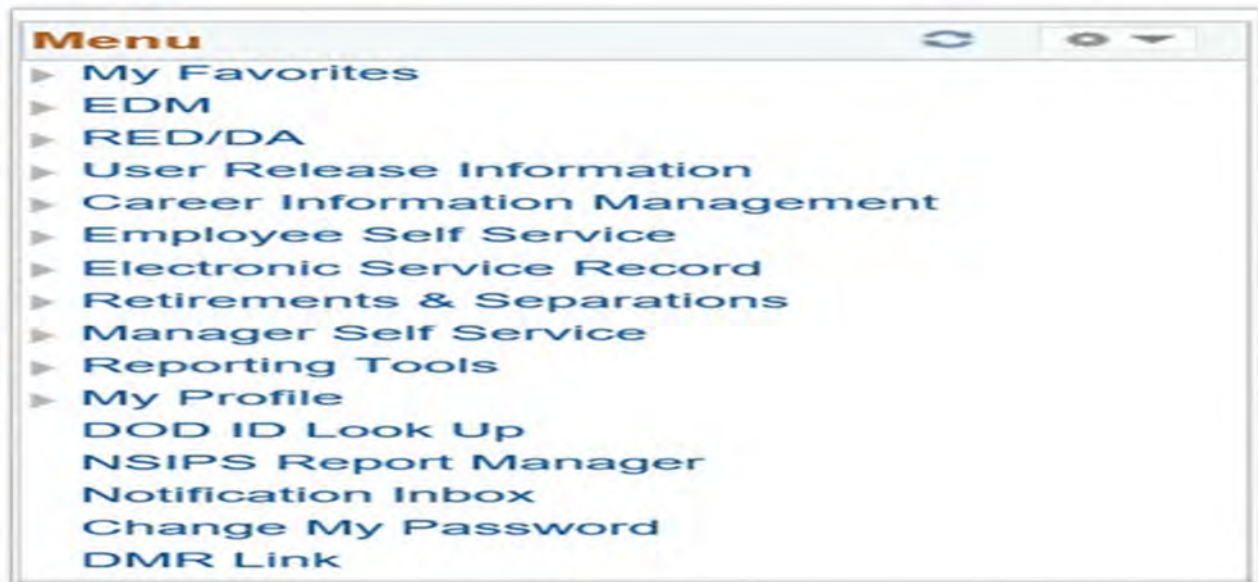


Figure 4-2- NSIPS Menu

Step 3: Ensure that member is viewing the "Request" tab. Member should verify all pertinent information on this tab

NSIPS
NAVY PERSONNEL INFORMATION SYSTEM

Retirements and Separations - Request

Request: [ACAD/Common/Reserve/Ret](#) | [General Information](#) | [Workflow](#)

Current User Role: Reporting Senior

Request Currently Routed to: Pending NPC Review

Approval Details: Status: Pending Instance ID: 25755415

Member Details

EDPI: ██████████	Grade: E07	BRAC: 11	DSC: 102 (Presently Active Duty)
DOB: 05/10/1962	Rank/Rate: CSC (Category Specialist)	MCR/RT: 62901	NSI/NSR/CLK/PA: ██████████
CRID: 838044	Ad/Rev: Active		
AMEC: 214A	SMEC: 0834		

Service Dates

MEMS: 09/10/2002	Date of Hire: 09/15/2003	Mandatory Separation Req Date: TAFWS: 20h-50m-15s
ADSD: 09/15/2003	FEBD: 09/15/2003	FBD: 03/31/2023
		Time in Grade: 03h-50m-14s

Obligated Service End Dates

EADS: 01/11/2023	Branch: ██████████	Education: ██████████
SEDS: 01/11/2023	Special Programs: ██████████	Tuition Assistance: ██████████

Request Details

Process Type: Original

Figure 4-3- Request Tab

Note: Counselor will be able to review request in R&S Command Request Home page.

R&S Command Request Home

Current User Role Logged In As: Reporting Senior

Assigned Requests

Inst/Rate	Name	UIC	Approval Instance	Process Type	Request Type	Approval Status	Registered Req/Sep Date	Last Update Date/Time	Current Status	Current Role Assigned	Days in Queue	View Request
SOCS	██████████	62580	39851412	Original	Fleet Reserve	Pending	6/23/2023	03/17/2022 2:54:45AM	Pending Command Review	Command Separation Specialist	5	View Request
CDR	██████████	62890	35723852	Original	Regular Retirement	Pending	11/01/2022	03/01/2022 11:12:55AM	Pending Command Review	Command Separation Specialist	24	View Request
PSC	██████████	4916A	35830403	Original	Fleet Reserve	Pending	06/30/2023	02/19/2022 9:22:15AM	Pending Command Review	Command Separation Specialist	39	View Request
LSC	██████████	62580	35748131	Original	Fleet Reserve	Pending	6/13/2024	02/01/2022 1:45:18PM	Pending Command Review	Command Separation Specialist	52	View Request

Filters

Request Type: |

Date Type: | | |

All Pending Requests

Inst/Rate	Name	UIC	Approval Instance	Process Type	Request Type	Approval Status	Registered Req/Sep Date	Last Update Date/Time	Current Status	Current Role Assigned	Days in Queue	View Request
RSI	██████████	62980	36330150	Original	Fleet Reserve	Pending	09/30/2025	11/23/2021 2:47:31PM	Decl			View Request
ETCM	██████████	62980	36353932	Original	Fleet Reserve	Pending	07/01/2024	11/11/2021 1:32:38PM	Decl			View Request

Figure 4-4- Command Access Home Page

Note: Counselor shall verify eligibility per applicable MILPERSMAN.

Step 4: Counselor shall verify all yellow and red alerts have been addressed.

The screenshot shows the NSIPS Retirement Eligibility Result page. It includes a 'Request Details' section with fields for Process Type (Original), Requested Type (Civil Division), Requested Date (18/03/2023), and Created On (02/04/2022 7:11:25 (02/03/2022)). Below this is an 'Eligibility Result' section with several green checkmarks indicating successful checks: 'Requested Date occurs after EAOS (1/1/2023) and SEAGS (2/1/2023) dates', 'The system finds the following Obligated Service End Dates', 'Total Time in Service meets minimum required 20 years', 'Minimum Time for Separation is on or before Requested Date', 'Time in Grade EIT meets the minimum 2 years', 'Retirement Date is on or before Statutory Date', and 'Requested Date occurs after the following Obligated Service End Dates'. There is also an 'Additional Request Data' section and an 'Options' section at the bottom.

Figure 4-5 - Retirement Eligibility Result

Step 5: Counselor must ensure that Planned Separation Address has been inputted.

The screenshot shows the NSIPS Planned Retirement/Separation Address page. It features a navigation bar with 'Save', 'Route', 'Print', 'Previous', 'Return to Search', 'History', 'Statement of Service', 'Reference Material', and 'Modify/Cancel'. Below the navigation bar are tabs for 'Request', 'Attach/Comment/Recommend', 'Contact Information', and 'Workers'. The main content area is divided into two columns: 'Home Address' and 'Planned Retirement/Separation Address'. The 'Home Address' section includes fields for Address Type (Home), Street 1, Street 2, City (Suffolk), State (Virginia), Postal Code (23435), and Country (United States). The 'Planned Retirement/Separation Address' section includes fields for Address Type, Street 1, Street 2, City, State, Postal Code, and Country. Below these sections are sections for 'Phone Numbers' (with fields for Phone Type and Cellular), 'Other Email Addresses' (with fields for Email Type and Home), 'Official Email Address' (with fields for Email and Edit Official Email), and 'Command Contact'.

Figure 4-6- Planned Separation Address

Once all information has been inputted and verified by member, CCC will use the "route" icon to forward the request to next applicable reviewer/approver.

Current Status: Pending Command Review

Select a Workflow Action

Select a Role

Route To Role

- Command Reviewer
- Command Separation Specialist
- Member Self Service
- Reporting Senior

Select a User

Rank/Rate	Name	UIC
<input type="radio"/> CAPT	[REDACTED]	62980
<input type="radio"/> CDR	[REDACTED]	9240N
<input type="radio"/> CAPT	[REDACTED]	62980
<input type="radio"/> RDML	[REDACTED]	0010A
<input type="radio"/> CDR	[REDACTED]	62980

Route Request Cancel

Figure 4-7- Reviewer/Approver View

OFFICIAL MILITARY PERSONNEL FILE (OMPF)

The OMPF is a permanent record that documents the career of every service member from time of entry until final separation. These documents affect or influence the member's career and benefits, and include information about accession, training, education, performance, discipline, decorations and awards, assignments, duties, casualty status, and separation/retirement from the Navy. The OMPF "My Record" user role provides the ability to view, download, and print documents for personal and professional use. Selection boards view many of these documents when considering candidates for retention, advancement, and special programs.

Access the system: Using the Command Access Card (CAC) with a CAC-enabled computer, go to BUPERS Online (BOL)> OMPF.



Figure 4-8- BOL Login Page

Required Actions:

- At least 9 months prior to any selection board, review OMPF, either through the OMPF "My Record" user role or by ordering a CD. Take all necessary actions to ensure OMPF is current, accurate, and complete, especially following reenlistments
- Use correction procedures provided at MyNavy HR > Career Management > Records Management > Military Personnel Records > Document Correction
- Use correction procedures identified via the OMPF > My Record > FAQ hyperlink

Tip: After documents are scanned to the OMPF they are destroyed. Members should maintain copies of all official documents. Additionally, members should periodically order and retain a CD for emergency situations (such as backup for document loss due to system-file corruption). The CD contains personal and private information, and should be kept in a secure place.

PERFORMANCE SUMMARY RECORD (PSR)

The PSR is a three-part report that summarizes the member's personnel data and performance history. The three parts are:

- PSR Part I: Personnel Data Summary (previously titled Enlisted Summary Record)

- PSR Part II: Evaluation Summary (Pre-1996 Form)
- PSR Part III: Evaluation Summary (1996-Present)

Tip: Generally, the Personnel Data Summary (PSR Part I) is the very first document the selection board reviews when evaluating the member's record. The system can be accessed by:

- Using CAC with CAC-enabled computer, go to BOL
- Click ODC, OSR, PSR to view, download and print copies of the PSR



Figure 4-9- Locating ODC, OSR, PSR, ESR on BOL

Required actions:

- View and verify PSR once per year, and at least 6 months prior to selection board review
- To resolve errors or missing evaluations, contact NAVPERSCOM, Performance Evaluation Branch (PERS-32)

ELECTRONIC SERVICE RECORD (ESR)

ESR is an online version of some, but not all, service record data. The ESR is available in the connected and disconnected environments. Periodically, ESR data is printed on forms that are submitted for permanent retention in the OMPF.

MILPERSMAN 1160-030 states that servicing personnel offices will ensure the ESR reenlistment closeout function is executed when a

member reenlists and the following ESR documents are submitted to the member's OMPF along with the reenlistment contract:

Awards History (NAVPERS 1070/880)

- Training, Education, and Qualifications History (NAVPERS 1070/881)
- Member Data Summary (NAVPERS 1070/886)
- History of Assignments (NAVPERS 1070/605)
- Permanent Administrative Remarks (NAVPERS 1070/613) created at time of reenlistment

Access the system: Internet - Using CAC with CAC-enabled computer, go to Navy Standard Integrated Personnel System (NSIPS)> Member Self Service> Electronic Service Record.



Figure 4-10- NSIPS Login

Afloat - Go to the NIAPS Career Tools Afloat (CTA) main page for more information on the NSIPS Afloat applications. CAC is not required.

Important: Sailors must establish their ESR account on the internet. Afloat Sailors may create a second ESR account via the shipboard NSIPS server.

Required Actions:

- Review ESR pages and work with supporting personnel representative to ensure data accurately reflects the member's personal and professional achievements

- Take all necessary actions to ensure ESR is current, accurate, and complete

Important: Training data documented in Relational Administrative Data Management (R-ADM) and Advanced Skills Management (ASM) is provided to the Navy Training Management & Planning System (NTMPS) data warehouse and is viewable in FLTMS and ETJ. However, R-ADM and ASM data is not accepted by NSIPS and is not documented in the ESR. Sailors should coordinate with their servicing TSC to have training qualifications entered directly into NSIPS. Additionally, those eligible for selection board review should print R-ADM and ASM transcripts for enclosure to their letter to the board.

ELECTRONIC TRAINING JACKET (ETJ)

The ETJ provides a view of career information documented in other Navy databases, such as training and education (including Navy e-Learning, NECs, and college courses), qualifications and certifications, career history, advancement status, and awards.

Access the system: Using CAC with CAC-enabled computer, go to MyNavy Portal > Electronic Training Jacket (ETJ).

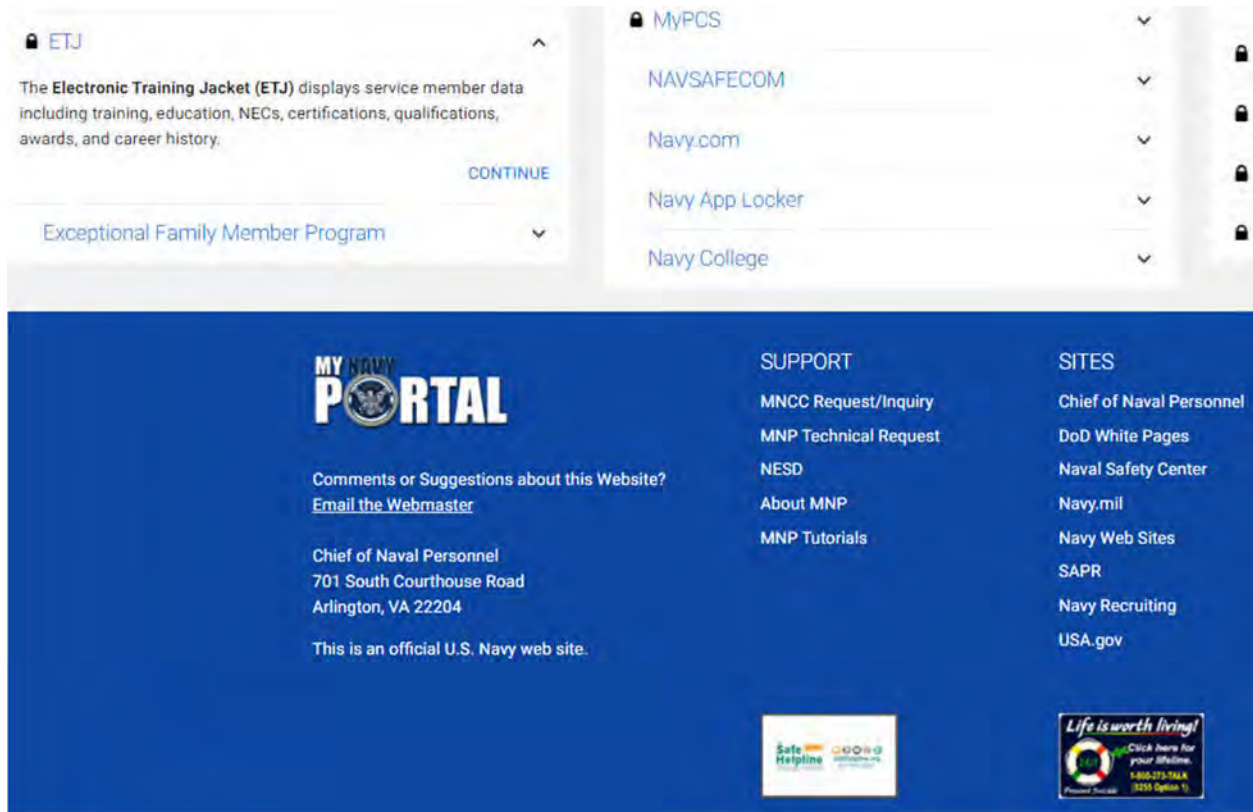


Figure 4-11- ETJ on MNP

Access the Afloat system: Go to the Career Tools Afloat (CTA) login page. Log in and then click ETJ Afloat. CAC is not required.

Required actions:

Review ETJ pages to verify information accurately reflects personal and professional achievements. Take all necessary actions to ensure ETJ is current, accurate, and complete. Periodically, afloat Sailors should compare their afloat ETJ with the internet version to ensure the two accounts are synchronized and all data is present in their internet-based ETJ.

Tip: Enlisted warfare qualifications must be documented in the NTMPS data warehouse (viewable via the member's ETJ) before they will display in MyNavy Assignment. Therefore, members who find qualifications missing from the MyNavy Assignment Sailor Info page must work with their CPPA to ensure proper documentation in NSIPS ESR and FLT MPS ETJ. It is not possible to update MyNavy Assignment directly.

PHYSICAL READINESS INFORMATION MANAGEMENT SYSTEM (PRIMS)

PRIMS provides a view of the current and historical results of the member's semi-annual Physical Fitness Assessment (PFA).

Access the system: Using CAC with CAC-enabled computer, go to MyNavy Portal>PRIMS.

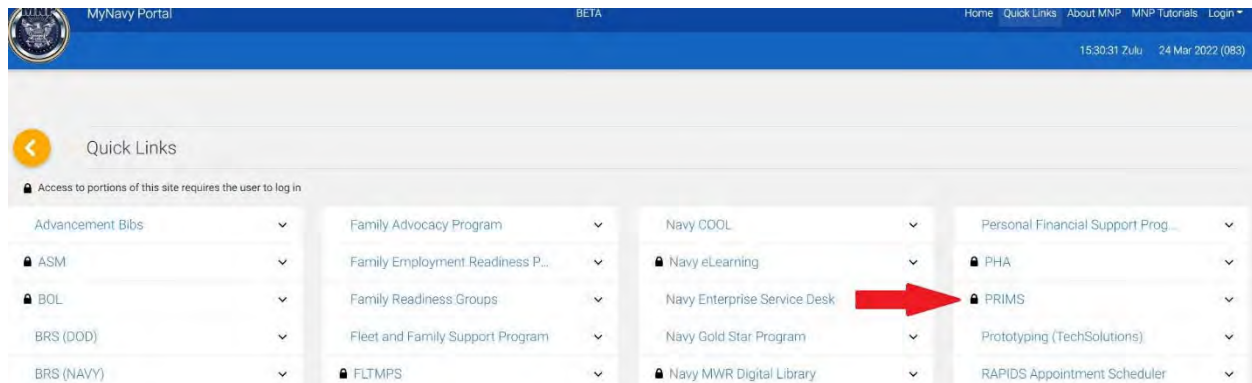


Figure 4-12- PRIMS on MNP

Required Action:

Verify PRIMS for accuracy in medical waivers and past Physical Readiness Test (PRT) results.

NAVY DEPARTMENT OF AWARDS WEB SERVICE (NDAWS)

The NDAWS website provides online access to Navy awards information and help. The web site is divided into 5 separate sections:

- Home
- Personal
- Unit
- Veteran Awards
- Awarding Authorities

Access the system: Go to BOL main menu>Select "NPC Document Services">Select NDAWS tab (left side of screen)



Figure 4-13- NDAWS in BOL

Required Actions:

- Conduct a personal awards query to verify all awards are present. Go to Personal Awards > (Personal Awards History) Personal Awards Query
- Conduct unit awards query to identify unit awards received. Go to Unit Awards > (Unit Awards History) Unit Awards Query
- Use correction procedures provided. Go to U.S. Navy Awards. Click Personal Awards > (REFERENCES) Updating Personal Awards

NAVY ELEARNING (NeL)/NAVY ELEARNING (AFLOAT)

NeL and NeL Afloat delivers computer-based learning designed to enhance professional and personal growth. Complete NeL courses in the connected environment provided by the internet or in the disconnected (Afloat) environment provided by NIAPS.

Note: NeL ashore and NeL Afloat look and perform differently. However, courses completed in either system should replicate between ship and shore and course completion records should be synchronized.

Access the system: Using CAC with CAC-enabled computer, go to MyNavy Portal > Navy E-Learning.

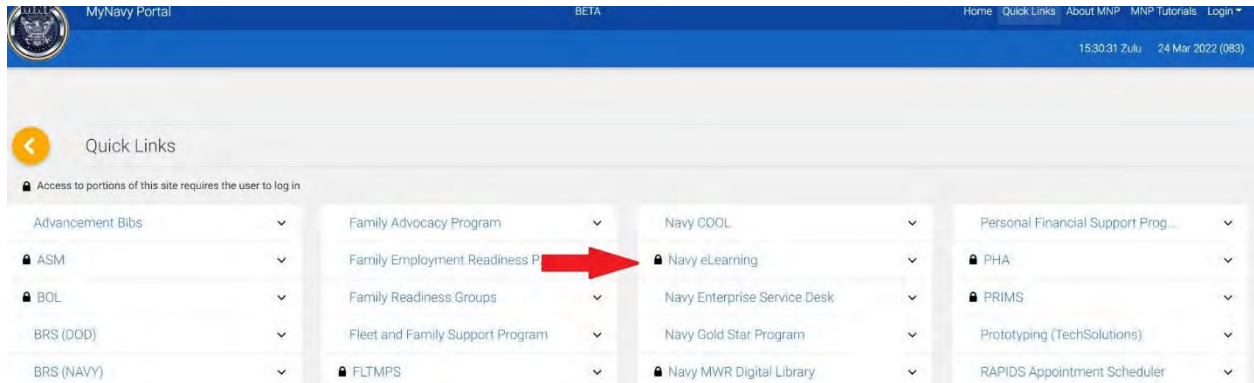


Figure 4-14- NeL on MNP

Access the Afloat system. Go to the Career Tools Afloat login page > Log-in and then click Navy eLearning Afloat.

Important: If you begin a course in the internet environment, you must complete the course in the internet environment. If you begin a course in the NIAPS environment, you must complete the course in the NIAPS environment.

Required actions:

- Complete NeL to enhance professional knowledge, skills and abilities
- Verify course completions are documented in the ETJ

UNITED STATES NAVY COMMUNITY COLLEGE (USNCC)

The USNCC works with active duty enlisted Sailors to apply credits earned from military training and prior education toward their associate degree. The USNCC provides a 5 course Naval Studies Certificate that counts as 15 of the 60 credits required for associate degrees. The USNCC program is separate from tuition assistance and voluntary education programs, which means the lifetime limit on TA/VOLED credits for service members can be applied toward a bachelor and/or master's degree. This helps set active duty enlisted Sailors on a path of lifelong learning.

The USNCC envisions enlisted service members will apply for an associate degree or stackable certificate relevant to their rating. Students are able to take college courses each year; these courses will be delivered directly by the USNCC or one of its partner institutions. The Department of the Navy will fund students' participation in these programs consistent with its policies and procedures. Each program will include a:

- Naval Studies Certificate that will include 5 courses in:
 - Naval ethics and leadership (NAV101),
 - Modern naval history (NAV102),
 - Naval force design (NAV103),
 - Civil/military organization and policies (NAV104), and
 - An introduction to the geopolitical environment (NAV105);
- General education component that will include additional courses in English, math, and a combination of humanities, sciences and social sciences; and
- Professional certificate in a series of concentration courses that align to various naval-relevant areas of study:
 - Data analytics,
 - Cybersecurity,
 - Organizational leadership,
 - Military studies,
 - Nuclear engineering technology,
 - Logistics with a maritime focus, and aviation maintenance technology

ELIGIBILITY:

All active duty enlisted service members in the Navy are eligible to apply for admission. Admission to USNCC is a selective process. You will be considered against candidates based on the needs of the naval services with priority consideration extended to junior service members with no previously earned college degrees. Service members who have previously earned college degrees may be considered for admission into certificate programs. Other factors may include: Your rating, prior educational experience, space availability, and demand for your selected degree program.

Admission consideration is dependent upon continued approval from your command and your service separation date (EAOS) must be no sooner than 3 months from the course start date. Diversity, equity, and inclusion are inextricably linked to the readiness and mission success of our military services. Therefore, diverse representation of the Navy will be a priority in the selection process for USNCC participation.

Enrollment with the USNCC requires command approval for initial admission and again every 4 months of your enrollment.

Requirements for approval:

- Good standing with your command
- Active Duty USN must not be within 3 months of separation (EAOS)
- Adequate off-duty time to complete coursework (we recommend 10 - 12 hours per week to be successful)
- Service members cannot participate in USNCC programs simultaneously with TA/VolEd related courses within the same given term

APPLICATION PROCEDURES:

- Choose your desired associate degree program
- Submit an application online at <https://usncc.force.com/s/enrollment>. Please pay close attention to Important Dates regarding application, enrollment, and course start dates
- Be prepared by having the following information available:
 - Basic military service information (e.g., Rotation dates, EAOS date, CAC ID)
 - Prior education information, to include high school, college, and military transcripts (JST)
 - Name and contact information for your command's designated Education-Service Officer (ESO) or designated command representative that approves education participation

STEPS AFTER APPLICATION:

- Evaluation – at the conclusion of the open application period, the USNCC admissions team will evaluate your application materials and prioritize applicants for admission
- Notification – The USNCC admissions team will send out notifications to applicants that are selected to advance in the enrollment process and/or those that may be placed on the waiting list if demand exceeds spaces available
- Command approval – The USNCC admissions team will request approval via electronic form from your command's Education Service Officer (ESO) or designated command representative (as provided on your application)
- Partner institution notification – if command approval is granted and you submit your CAC-signed USNCC Student Agreement and Education Records Release forms by the assigned deadlines, your designated partner institution will evaluate your application materials to determine admission into your desired degree program
- Submit college transcripts – If you have completed any college-level coursework, you will be required to submit official transcripts from all previous institutions where you have attempted or completed college coursework. You will be responsible for submitting transcripts directly to your assigned partner institution
- Admission confirmed - If selected for admission into your desired degree program, you will be notified of your admission status and next steps to successfully begin your educational journey

NAVY CREDENTIALING OPPORTUNITIES ON-LINE (COOL)

Navy COOL explains how Sailors can meet civilian certification and licensure requirements related to the member's rating, job, designator, and occupation. It also provides the ability to accomplish the following:

- Get information about civilian licensure and certification
- Learn how to fill gaps between Navy training and experience and civilian credentialing requirements

- Discover resources that help members gain civilian job credentials
- Identify resources to fund credentialing exams, such as the Navy-funded credentialing program and GI Bill
- MILGEARS. Developed to assist service members while they serve, as they transition, and beyond. Helps you plan in advance by highlighting future possibilities and helps you visualize how to reach those goals

Access the system. Go to MyNavy Portal >Navy COOL CAC is not required.

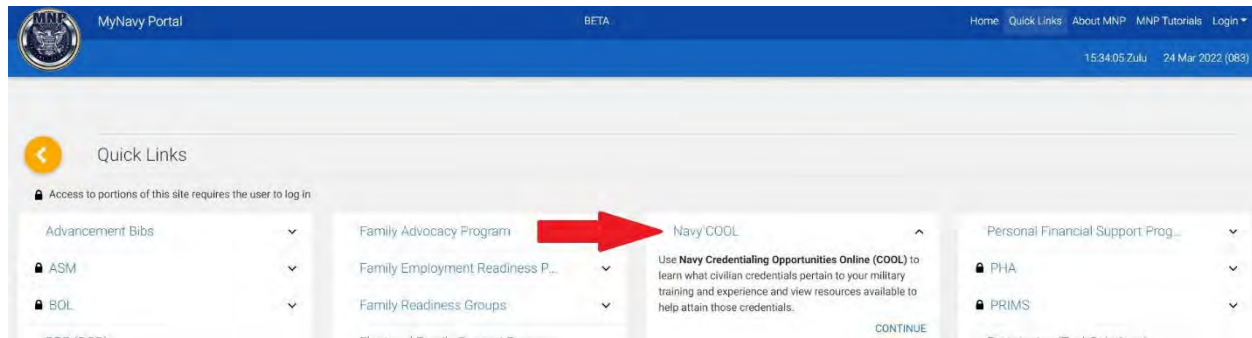


Figure 4-15- Navy COOL in MNP

Required actions: Identify and earn national certification, and or federal and state licensure

- Verify certificates and achievements are documented in ETJ, ESR, Joint Services Transcript (JST), and OMPF

UNITED SERVICES MILITARY APPRENTICESHIP PROGRAM (USMAP)

USMAP is a formal military training program that provides Sailors the opportunity to improve job skills and to complete civilian apprenticeship requirements while on active duty. USMAP is free, requires no off-duty hours, and can use the member's military experience to grant up to one half of the required on-the-job training. Upon completion of the program, Sailors become registered apprentices with the U.S. Department of Labor.

Access the system. Go to MyNavy Portal > USMAP > no CAC required.

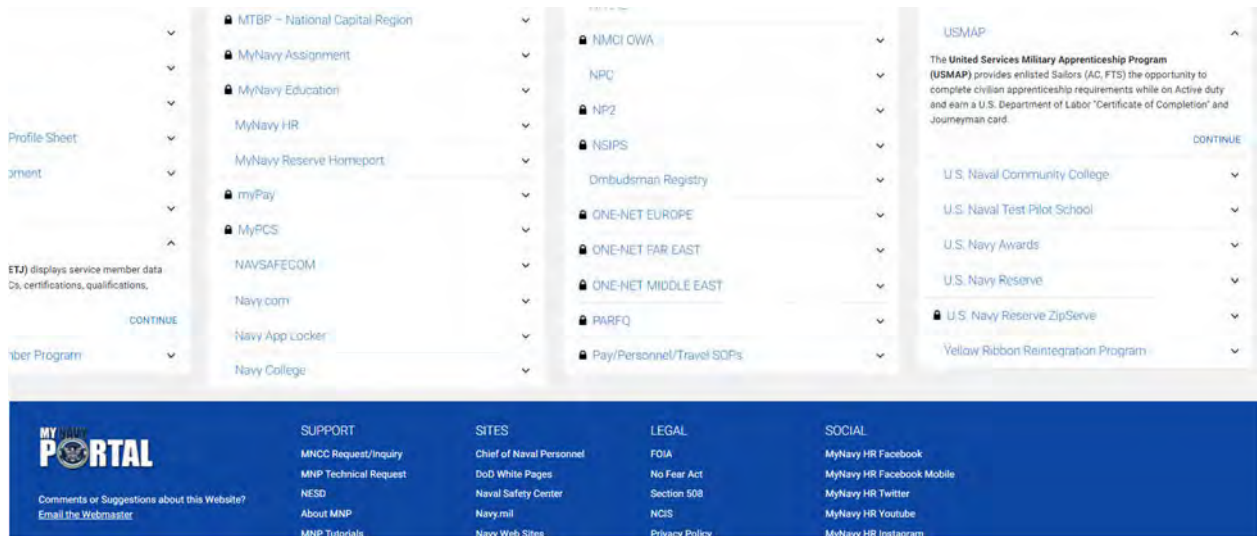


Figure 4-16- USMAP in MNP

Required Action:

- Verify certificates and achievements are documented in ETJ, ESR, JST, and OMPF

JOINT SERVICE TRANSCRIPT (JST)

JST documents college courses, degrees, and certifications completed on active duty through Tuition Assistance (TA) or the Navy College Program for Afloat College Education (NCPACE), and all other college courses completed at institutions accredited by a regional, national or professional accrediting agency recommended by the U.S. Department of Education. JST provides recommended college credit for the member's military occupational experience and training. Recommendations are made by the American Council on Education. Access the system. Using

CAC with CAC-enabled computer, go to MyNavy Portal > JST.

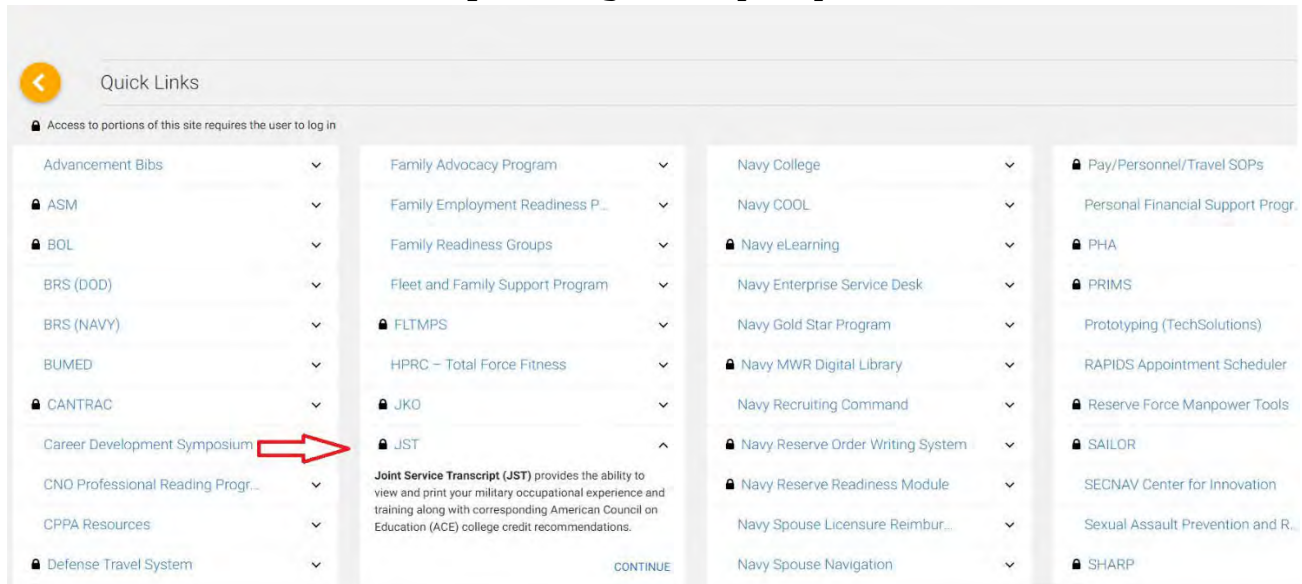


Figure 4-17- JST on MNP

Required Actions:

- Review JST to verify data accurately reflects training and education data
- Take all necessary actions to ensure JST is current, accurate, and complete
- Use correction procedures identified on the JST Welcome page. See "How to Make Updates or Corrections to your JST"
- Use JST to facilitate degree planning

WEBSITES FOR CAREER INFORMATION

The internet provides multiple resources for career information. Counselors are cautioned to use only official web sites to obtain current information, policy, and documents.

Required Actions: Bookmark online resources and references as necessary to support Sailor career counseling and command career information programs. Frequently used websites:

BUPERS Online

<https://www.bol.navy.mil/>

Career Waypoint System (C-WAY via BOL)

<https://www.bol.navy.mil/>

Defense Manpower Data Center (DMDC) (DD Form 2648)
<https://www.dodtap.mil/>

Fleet Training, Management and Planning System (FLTMPS)
<https://ntmpsweb.dc3n.navy.mil>

MILCONNECT
<https://milconnect.dmdc.osd.mil>

My Education
<https://myeducation.netc.navy.mil/>

MyNavy Assignment (MNA)
<https://mynavyassignment.navy.mil>

MyNavy HR
<https://www.mynavyhr.navy.mil/>

Navy College
<https://www.navycollege.navy.mil>

Navy Commissioning Programs
<https://www.mynavyhr.navy.mil/Career-Management/Career-Counseling/Commissioning-Programs/>

Navy Directives (instructions/notices/manuals/publications)
<http://doni.daps.dla.mil/default.aspx>

Navy Enlisted Advancement System (NEAS)
<https://prod.neas.netc.navy.mil/ConsentBanner.htm>

Navy Family Readiness System
http://www.cnic.navy.mil/ffr/family_readiness.html

Navy Homepage
<http://www.navy.mil>

Navy Reserve Homeport
<https://www.navyreserve.navy.mil/Pages/default.aspx>

Navy Retention Monitoring System (NRMS via NSIPS)
www.nsips.navy.mil

Navy Standard Integrated Personnel System (NSIPS)
<https://nsipsprod.nmci.navy.mil/nsipsclo/jsp/index.jsp>

Recruiting (USN & USNR)
<http://www.navy.com/>

Salesforce Homepage
<https://veterans.force.com>

U.S. Citizenship and Immigration Services
<http://www.uscis.gov/portal/site/uscis>

U.S. Navy Awards
<https://www.bol.navy.mil/>

U.S. Navy Credentialing Online (Navy COOL)
<https://www.cool.osd.mil/usn/>

U.S. Military Apprenticeship Program (USMAP)
<https://usmap.cnet.navy.mil/usmapss/static/banner.jsp>

Job Opportunities in the Navy (JOIN)
<https://join.sscno.nmci.navy.mil/>

CHAPTER FIVE CAREER PLANNING

INTRODUCTION

To promote personal and professional growth and regular feedback, every command will track the progress of each Sailor through continuous intervention and peer-to-peer coaching, inspiring Sailors to reach their full potential and achieve maximum performance. Using an effective timeline will provide the necessary guidance and support for Sailors approaching critical career milestones. These timelines include:

- Career Development Board (CDB)
- PRD/EAOS/SEAOS (PRD/EOS/SEOS for Reserve Component)
- Professional Apprentice Career Track (PACT)
- Prior Service Reenlistment Eligibility-Reserve (PRISE-R)
- Career Waypoint-Reenlistment (C-WAY-REEN)
- Blended Retirement System (BRS)/Continuation Pay (CP)
- MyNavy Assignment (MNA)
- High Year Tenure (HYT)
- Transition

CAREER COUNSELOR (CC) RESPONSIBILITIES AND PROCEDURES (COMMAND, DEPARTMENT, DIVISION, AND UNIT CAREER COUNSELORS)

- Indoctrinate all newly reporting Sailors on CDB process (check-in interview)
- Identify Sailors that require a CDB via Career Information Management System (CIMS)
- Schedule CDBs (with the assistance of the Command Master Chief (CMC), Chief of the Boat (COB), or Senior Enlisted Leader (SEL), as needed)

- Disseminate CDB schedule via plan of the day, week, or month; flight schedule; Site TV, and e-mail Chain of Command as appropriate
- Notify the CDB members and Sailors of date, time, and location
- Document CDB members, minutes, recommendations, and verify comments within CIMS
- Follow-up as needed

CAREER DEVELOPMENT BOARD (CDB) DISCUSSION TOPICS

In addition to topics on the Individual Career Development Plan (ICDP), the topics listed below are recommended for discussion at the CDB:

- Familiarization with individual Sailor's background (personal history)
- Command mission, vision, guiding principles, Sailor expectations, and command duties and responsibilities
- Introduction of the established Career Development Team (CDT)
- Personal and professional goals (short and long-term)
- Retesting with the Armed Forces Classification Test (AFCT)
- Warfare qualifications
- PRD timeline and opportunities (MNA)
- Advancement requirements (PMK-EE, rating bibliographies, precept, etc.)
- Education (Tuition Assistance (TA), College Level Examination Program (CLEP), Defense Activity for Non-Traditional Education Support (DANTES) Subject Standardized Test, etc.), Montgomery GI Bill-Active Duty (MGIB-AD)/MGIB-Selected Reserve (MGIB-SR) and Post 9/11 GI Bill
- Mentorship (mentor and protégé responsibilities)

- Collateral duties
- Physical readiness
- Rating or "A" school selection (PACT/ PRISE-R)
- Incentives (active and reserve bonuses, etc.)
- C-WAY-REEN, transition and conversion
- Commissioning and special programs
- HYT
- Navy Reserve affiliation and drill participation requirements

Other topics that are encompassed in the Sailor's Military Life Cycle (MLC) management. The latest MLC fact sheet is provided via MyNavy HR. These topics include:

- Financial education and planning to include use of the Financial Well-Being Assessment
- Certifications (United Services Military Apprenticeship Program (USMAP), Navy Credentialing Opportunities On-line (COOL), etc.)
- Pre-separation counseling
- Transition Assistance Program (TAP)
- Capstone
- eBenefits registration
- Military Occupational Classification (MOC) Crosswalk
- Service Member Group Life Insurance
- Veterans Administration (VA) benefits

ACTIVE DUTY CDBS

REPORTING CDBS are to be conducted at the command level. Sailors shall be given a CDB within 60 days of reporting. The first CDB is the most critical interaction between the Sailor and immediate Chain of Command (COC). This not only provides Sailors with the opportunity to express their goals but also allows command expectations and resources to be discussed.

24/48/60-MONTH CDBS are to be conducted by the department. These CDBs are for the Sailor and the department CDT members to review the Sailor's qualifications, goals and career progression. CDBs are not required for Sailors who had a command-level C-WAY CDB in the immediate 12-months prior to the 24/48/60-month department requirement.

C-WAY-REEN CDBs are to be conducted at the command level. C-WAY-REEN CDBs are required 18 months prior to a Sailor's expiration of active obligated service (EAOS), soft EAOS (SEAOS), and Projected Rotation Date (PRD) to discuss C-WAY timeline, Sailor's career intentions, incentives, and options. Recommended resources are Enlisted Community Managers' (ECM) community overview and rating qualifications, which can be found on the MyNavy HR website under the "Career Management" tab.

SEPARATION CDBS are to be conducted at the command level. Separation CDBs include HYT, fleet Reserve, retirement, force shaping initiatives, and Sailors who intend to separate that are not covered under C-WAY-REEN (E-7 and above and E-6 over 14 years). Recommended resources are rating exam profile sheets, ECM community overview, Navy Reserve, and transition timelines providing a copy of MPM 1900-015 to every separating Sailor. Per MPM 1001-145 Command Career Counselors (CCC) are responsible for ensuring that separating members are counseled on IRR-ASP participation requirements, and that the counseling is recorded on [NAVPERS 1070/613](#) Administrative Remarks.

CDB TYPE	COMMAND	DEPARTMENT	REMARKS
REPORTING	X		Within 60 days of reporting
24-Month		X	All Sailors that have been onboard for 24 months and have 15 months or more remaining to PRD or EAOS/SEAOS
48-Month		X	All Sailors that have been onboard for 24 months and have 15 months or more remaining to PRD or EAOS/SEAOS
60 Month		X	As required
C-WAY-REEN	X		18 months prior to EAOS/SEAOS/PRD and not already approved to reenlist in rate
Separation	X		HYT, Fleet Reserve, retirements, and force shaping initiatives not covered by C-WAY

Table 5-1- Active duty CDB timeline

PROFESSIONAL APPRENTICESHIP CAREER TRACKS (PACT)

PACT Sailors will follow the same basic order negotiation process in MNA as rated Sailors. At 12 months prior to their PRD, a PACT Sailor will apply for their next set of orders which ties them to their new rating.

FROM REPORT DATE	ACTION TO BE TAKEN
60 days	- Conduct reporting CDB and develop an ICDP and document in CIMS
6 months	- Conduct department level PACT/PRISE-R CDB and document as required in CIMS
12 months	- Conduct department level PACT (command level for PRISE-R) CDB and document in CIMS
18 months	- Conduct command level PACT/PRISE-R CDB and document as required in CIMS, if required
24 months	- Conduct command level PACT/PRISE-R CDB for those not designated and document in CIMS

Table 5-2- Action to be taken for PACT CDB type

Reporting CDB is to be conducted at the command level. Counselors will qualify Sailors in C-WAY and provide job qualifications listing to the member. 6 and 12-month CDBs are to be conducted at the department level to review PACT Sailors' rating opportunities. Before PACT Sailors enter their negotiation window, commands must perform the 6-month CDB and report their career and PACT intentions in C-WAY. At 12-month CDBs, counselors will continue reviewing Sailors' rating opportunities and update C-WAY accordingly. The 18-month CDB is to be conducted at the command level only if a Sailor has not been approved for rating designation.

CDB TYPE	COMMAND	DEPARTMENT	REMARKS
Reporting	X		Within 60 days of reporting
6-Month		X	Review Sailor's rating opportunities
12-Month		X	Review Sailor's rating opportunities
18-Month	X		As required

Table 5-3- PACT CDB timeline

RESERVE COMPONENT (RC) CDBS

Reporting CDB are to be conducted at the command level. Drilling reservists will be seen within the first 4 drill weekends. The first CDB is the most critical interaction between the Sailor and immediate COC. This not only provides the Sailor with command expectations but also provides the Sailor insight on what to expect in that command.

24/48/60-month CDBs are to be conducted by the department. These CDBs are for the Sailor and the department CDT members to review the Sailor's qualifications, goals, and career progression. CDBs are not required for Sailors who had a command level C-WAY CDB in the immediate 12-months prior to the 24/48/60-month department requirement.

The PRISE-R Program is a reserve affiliation program that allows Navy veterans (NAVETS) and other service veterans (OSVETS) to affiliate with the Selected Reserve (SELRES). PRISE-R is for OSVET enlistment into Navy Reserve ratings and for NAVET

affiliation/enlistment into the SELRES with a change of rating.

HYT CDBs are to be conducted at the command level at least 24 months prior to HYT date.

CDB Type	Command	Department	Remarks
Reporting	X		Within four drill weekends of reporting to unit
24-Month		X	As required
48-Month		X	As required
60-Month		X	As required
C-WAY	X		24 months prior to Soft EAOS (SEAOS)/ or as required
HYT/Age 60	X		24 months prior to HYT date

Table 5-4- Reserve Component CDB timeline

CDB Type	Command	Department	Remarks
Reporting	X		Within four drill weekends of reporting to unit
6-Month		X	Review Sailor's rating opportunities
12-Month		X	Review Sailor's rating opportunities
18-Month	X		As required

Table 5-5- PRISE-R CDB timeline

CAREER WAYPOINTS (C-WAY-REEN)

The C-WAY system automatically generates reenlistment applications based on active duty Sailors' proximity to the end of their enlistment contract (EAOS, as extended (SEAOS)).

TIME BEFORE EAOS	ACTION TO BE TAKEN
18-Month	<ul style="list-style-type: none"> -Utilize C-WAY-REEN and CIMS to identify eligible Sailors -Conduct CDB and document in CIMS -Develop an ICDP utilizing CIMS -CCC input all C-WAY-REEN applications via the Career Waypoints web site
16-12 Months	-C-WAY-REEN Sailors will have options to submit for in-rate or SELRES
15-13 Months	<ul style="list-style-type: none"> - Sailors will have options to submit for conversion via MNA -Rate changes that require a rating package will be handled by BUPERS-32 outside the MNA conversion process -Schedule Sailor for TAP class -CCC counsels Sailor regarding transition options
12-3 Months	-C-WAY-REEN denied final active can request to submit for SELRES only quota, if desired

Table 5-6- C-WAY AD SEAOS timeline

The C-WAY system automatically generates reenlistment applications based on an Active Component Sailor's proximity to PRD.

TIME BEFORE PRD	ACTION TO BE TAKEN
18 Months	<ul style="list-style-type: none"> - Utilize C-WAY-REEN to identify eligible Sailors - Conduct CDB and document in CIMS - Develop an ICDP utilizing CIMS - CCC input all C-WAY-REEN applications via the Career Waypoints website
15-13 Months	- C-WAY-REEN Sailors will have options to submit for in-rate
12-7 Months	- If denied, contact detailer directly for disposition guidance

Table 5-7- C-WAY AD PRD timeline

Note: Timelines subject to change. Refer to MyNavy HR website for most current reference.

C-WAY approvals authorize reenlistment or extension and must be executed prior to listed expiration date on approval letter. C-WAY maximum quota expiration date:

- 16 months after approval date, (e.g., April 2023 approval month, 30 August 2024 expiration)

Returning C-WAY quotas for Sailors with an approved C-WAY-REEN in-rate quota who subsequently choose to separate or disqualify themselves for retention will sign NAVPERS 1070/613 Administrative Remarks (permanent entry), clearly indicating their situation. CCCs will use the "quota return" button on the C-WAY application page to return the quota to the ECM prior to member's separation from the Navy. Contact ECM for specific guidance.

The Career Transition Office (CTO) facilitates the transition of enlisted service members approved through C-WAY (AC2RC). The CTO serves as a conduit between the active separation authority and Navy Reserve Centers (NRC). The CTO will make the transition as smooth as possible by streamlining the transition process. <https://www.mynavyhr.navy.mil/Career-Management/Transition/>

MY NAVY ASSIGNMENT (MNA)

MNA is designed to be used by Sailors, CCCs, and command personnel. The web-based system allows Sailors to view available jobs and make their own applications or submit through their CCC. MNA user's guide, schedules, and enhancements can be found by utilizing the MNA Web site. Print and post updated schedule before each cycle.

CCCs will have applicable access to include: Enlisted CCC, Command, View Only, Reserve CCC, and Reserve Command roles as required.

The following chart applies to all active duty applications:

PRIOR TO PRD	ACTION TO BE TAKEN
18-13 Months	<ul style="list-style-type: none"> - If command or Sailor desires to adjust PRD based on operational needs or to match PRD to SEAOS. - Submit for special programs or career incentives - Submit duty preferences - Submit My Resume
12-6 Months	<ul style="list-style-type: none"> - Submit MNA applications for desired jobs.
5 Months	<ul style="list-style-type: none"> - Detailers issue orders to Sailor based on the highest priority vacant billets

Table 5-8- MNA timeline

To gain access to MNA, see chapter 8.

MNA POC: MyNavyassign ISC@navy.mil.

RESERVE COMPONENT (RC) MNA

MNA is executed on a quarterly basis rather than a monthly basis. This is an effort to ensure each SELRES has adequate opportunity to submit for orders during their MNA window and is not disadvantaged by drill scheduling issues. The quarterly schedule will ultimately result in every SELRES PRD falling on the last day of March, June, September, or December.

PRIOR TO PRD	MNA	ACTION TO BE TAKEN
		- Billets are made available on MNA/BBD when the current occupant is 180 days from PRD
180 days prior to PRD	First Cycle	<ul style="list-style-type: none"> - Review Reserve MNA/BBD calendar - Review MNA/BBD available billets - Main Phase: All personnel eligible to apply for up to 7 valid billets - Local Phase: Cross Assigned (CA) or In Assignment Processing (IAP) personnel eligible to apply for up to 7 valid billets
Next Quarter	Second Cycle	<ul style="list-style-type: none"> - Review Reserve MNA/BBD calendar - Review MNA/BBD available billets - Main Phase: All personnel eligible to apply for up to 7 valid billets - Local Phase: CA or IAP personnel eligible to apply for up to 7 valid billets
	Results	<ul style="list-style-type: none"> - Selections are announced on or about the first day of the subsequent calendar quarter - A member can be forced out of a billet through it being advertised on MNA/BBD and subsequent assignment of said billet to another Sailor

Table 5-9-Reserve Component MNA timeline

RC2AC/RC2TAR members must contact their detailer immediately following reenlistment to negotiate for orders. Member must be prepared to transfer at the convenience of and per the needs of the Navy.

Once gained to the AC, the appropriate detailer will draft the member's orders within 5 working days, to include any intermediate stops.

Upon execution of orders, the TSC will process the loss transaction from the Navy Reserve Activity (NRA) within 4 days. The gaining TSC will process the gain transaction to the member's new assignment within 4 days once the member reports.

MNA Reserve questions. Reserve point of contact (POC) for enlisted assignments: Commander Navy Reserve Force Command (CNRFC) (N121). Reservists may have their questions answered by emailing Reserve Enlisted Assignments at:

CNRFC_Enlisted_Assignments@navy.mil or by visiting the Navy Reserve Homeport website.

BLENDDED RETIREMENT SYSTEM (BRS)/CONTINUATION PAY (CP)

BRS includes a continuation pay provision which is designed to incentivize service members to obligate for an additional 4 years of service and increase the likelihood that the members will remain in the Navy until eligibility for a regular or non-regular retirement. Service member of the Navy who are covered by BRS are eligible to receive CP. CP is a one-time mid-career, between 8 to 12 years of service, incentive pay in exchange for an agreement to perform 4 years of additional obligated service. CP is in addition to any other career field-specific or retention incentives.

From PEBD	ACTION TO BE TAKEN
8 years	<ul style="list-style-type: none"> - Members under the BRS are eligible to elect to receive CP - Must agree to serve additional 4 years of obligated service commencing on the 12th anniversary of the member's pay entry base date (PEBD) - If members are unable to elect via NSIPS, CCC will enroll service member via permanent NAVPERS 1070/613 and forward to NAVPERSCOM or servicing PSD for processing
11 years 363 days	<ul style="list-style-type: none"> - If members want to elect CP they must do so before 12 years of service - 6 months prior to member's 12 years of service NSIPS will send a reminder to the member - 90 days prior to the CP date, another reminder will be sent out to the member via NSIPS

Table 5-10- BRS CP timeline

HIGH YEAR TENURE (HYT)

The HYT policy is a vital and effective force management tool utilized to properly size and shape the Active Component (AC) and the Reserve Component (RC). HYT management is regulated by establishing standardized Length of Service (LOS) gates by pay grade, balanced with a waiver process to enable the Navy to retain the right number of members. As one of the Navy's key

enlisted force management tools, the HYT policy facilitates viable career paths and advancement opportunities across all pay grades and LOS spectrums. The standardized HYT gates allow members greater flexibility to stay Navy within a stabilized force. Through this measured process, the Navy enhances quality throughout the continuum of service.

FROM HYT DATE	ACTION TO BE TAKEN
24 Months	Command level CDB
10 Months	Request HYT waiver as needed

Table 5-11- AC HYT action timeline

HYT POC. BUPERS-32 processes HYT requests for active duty, Training and Administration of the Reserve (TAR), and Selected Reserve (SELRES) personnel. PERS-913 processes HYT requests for Voluntary Training Unit (VTU) and Individual Ready Reserve (IRR) Personnel. HYT Reference: MILPERSMAN 1160-120.

TRANSITION FROM ACTIVE DUTY

Transition counseling and assistance positively impacts retention and mission readiness by providing professional career development resources to Sailors. Effective transition assistance ensures that Sailors who transfer to the Navy Reserve or decide to separate and return to the civilian sector are productive citizens and ambassadors for the Navy. OPNAVINST 1900.2(series) is very specific regarding separation guidance.

Transition counseling and transition benefits are separate and distinct. Services refer to permanent programs for all separating members (voluntary or involuntary) that provide career change information. Personnel transferring to the fleet reserve or retiring should begin transition counseling and TAP, 24 months prior to desired, or planned fleet reserve or retirement date.

Note for RC: TAP requirements will be completed prior to the end date on RC Sailor mobilization/active duty for special work (ADSW)/active duty for training (ADT) orders, of 180 days or more. RC personnel will complete TAP requirements utilizing the services available from their NRA/NRC, Navy mobilization processing site, and supported command as indicated below. Specific responsibilities are assigned based on the type of active duty orders the RC Sailor is completing. Orders are categorized as either mobilization, Outside Continental United

States (OCONUS) ADSW, Continental United States (CONUS) ADSW, or ADT. ADSW orders to Hawaii or Alaska will follow CONUS ADSW guidance. Refer to the most recent NAVADMIN for command responsibilities.

To gain access to Defense Manpower Data Center (DMDC), see Chapter 9.

Fleet Reserve and retirement requests must be submitted via NSIPS member self-service per the following timeline:

TIME BEFORE EAOS	ACTION TO BE TAKEN
24 Months	<ul style="list-style-type: none"> - Initiate retirement or fleet reserve request (E-7 and above). Submit retirement or Fleet Reserve request via Retirements and Separations in members Employee Self-Service located in NSIPS. For more information refer to Chapter 9 - Conduct initial counseling and initiate DD 2648 (Service Member Pre-separation/Transition Counseling and Career Readiness Standards eFORM) for service members separating, retiring, released from active duty (REFRAD), or being deactivated <ul style="list-style-type: none"> - Develop individual transition plan - Schedule TAP class
18 Months	<ul style="list-style-type: none"> - Initiate fleet reserve request for E-6. Initiate fleet reserve request (E-6 and above). Submit fleet reserve request via Retirements and Separations in members Employee Self-Service located in NSIPS. - Conduct initial counseling and initiate DD 2648 (Service Member Pre-separation/Transition Counseling and Career Readiness Standards eFORM) for service members separating, retiring, released from active duty (REFRAD), or being deactivated <ul style="list-style-type: none"> - Develop individual transition plan (ITP) -Schedule TAP class
12 Months	<ul style="list-style-type: none"> -Verify completion of initial and pre-separation counseling no later than 365 days prior to separation
9 Months	<ul style="list-style-type: none"> - Career Transition Officer coordinator validates TAP class completions or ensure member is still scheduled for completion prior to 6 months before EAOS

6 Months	- Confirm completion of TAP class
90 Days	- 10 U.S.C., 1142 deadline for DD 2648 completion of Service Members Individual Transition Plan Checklist by command representative
<90 Days	- In the event of a short-fused discharge or separation, Sailors must complete all requirements for transition as listed in 12 months - 90 days' timeline. The DD 2648 must be annotated with comments explaining non-compliance with Title 10 U.S.C. 1142

Table 5-12- Fleet Reserve and Retirement actions to be taken

The following should be tracked and coordinated between CPPA and TSC, below is to be expected.

- Service members will receive a one-time letter of approval (LOA) that will be provided as an attachment under the ATTACHMENT/COMMENTS/RECOMMENDATION tab on both their retirement and fleet reserve approved request
- Statement of service (SOS) will be completed by PERS-836 in NSIPS and made available to the member no later than 120 days prior to the approved date

Reserve retirements will be completed per BUPERSINST 1001.39F, CH-1. Applications for retirement should be submitted via command unit to NAVPERSCOM, Reserve Personnel Services Branch (PERS-912).

RETIREMENT AND FLEET RESERVE CEREMONIES

Retirement (Fleet Reserve) ceremonies should be conducted per MILPERSMAN 1800-010.

REENLISTMENT CEREMONY

Reenlistments are a significant event in the career of an enlisted member. As such, members should be afforded a meaningful ceremony to recognize the member's high-quality performance, as indicated by the recommendation for reenlistment. Therefore, reenlistment ceremonies are to be conducted in a dignified manner that appropriately reflects the importance of the oath that the Sailor is taking. This includes the participants wearing the proper uniform and conducting themselves in an appropriate manner.

Reenlistment certificates for Sailor and family members can be generated in CIMS.

Additional information can be found in MILPERSMAN 1160-020.

Reenlistments should be conducted per MILPERSMAN 1160-030.
Extensions should be conducted per MILPERSMAN 1160-040.

Utilize NPPSC 1160/1 Command Career Request to establish eligibility and authorization to reenlist or extend.

Review of the following topics should be part of all discussions regarding reenlistments and or extensions:

- Bonus eligibility
- Post 9/11 GI Bill eligibility and transferability
- C-WAY REEN
- HYT

CHAPTER SIX

CAREER INFORMATION MANAGEMENT SYSTEM

INTRODUCTION

This Chapter was developed by the Bureau of Naval Personnel (BUPERS), Enlisted Community Management Department (BUPERS-3), in partnership with the Fleet and Force Navy Counselors. It is designed to assist career counselors by providing information and procedures to gain access to the Career Information Management System (CIMS). As well as how to utilize the program's interface to ensure success of the command's Career Development Team (CDT).

CAREER INFORMATION MANAGEMENT SYSTEM (CIMS)

CIMS is the primary means to plan, schedule, and track Career Development Program (CDP) activities. To request access to CIMS navigate to the CIMS homepage. Look for the CIMS link to submit a System Access Authorization Request (SAAR) online. For more information on accessing CIMS and to download the CIMS user guide go to the MyNavyHR website. MyNavy HR > Career Management > Career Counseling > CIMS-NRMS.

Note: Some challenges may exist for forward deployed platforms that are operating under the CIMS Afloat module, which has not received all the upgrades that the Web/Ashore modules have received. Please consult with your Type Commander (TYCOM)/Immediate Superior in Command (ISIC) counselor for further guidance and workarounds if your access becomes problematic in meeting reporting and functional requirements.

USER ROLES

The User Roles within CIMS are CIMS Functional Area Manager, CIMS Command Career Counselor, CIMS Departmental/Divisional Career Counselor, CIMS Inquiry, and Sponsor Coordinator.

CIMS FUNCTIONAL AREA MANAGER (FAM) ROLE

- The CIMS FAM Role is used as currently designed within the NSIPS Application Security process but is set aside to specifically deal with CIMS System Access Authorization Request (SAAR)

- The FAM may approve SAAR requests for access to CIMS
- The FAM authorizes the user the ability to view, update, approve, and manages user access requests for CIMS users

CIMS INQUIRY ROLE

- The CIMS Inquiry Role authorizes view-only access based on permissions granted. This role is designed to allow users at different echelon levels to view data for their activity and all activities identified as subordinate to them within the Operational Security Tree. The role may be granted to a single UIC level (e.g., Wing or Surface Squadron Level) or at an echelon level (e.g., Fleet or Force Level)
- The CIMS Inquiry Role user may access all reports in their UICs as well as reports of all subordinate UICs
- The CIMS Inquiry Role user has view only access to CDBs, Career Decisions, Correspondence Tracking, Sponsor Assignment, Rating Conversion, United Services Military Apprenticeship Program (USMAP) data, Reports, and all Lists

CIMS CCC ROLE

The CIMS CCC role authorizes the user to view, update, correct, and approve CIMS items based on access permissions granted within the operational security tree. CCCs may access and populate CIMS pages for all personnel assigned to them. In addition to the CIMS pages accessible by Departmental and Divisional Counselors, the CCC may access the following CIMS pages, and perform these tasks:

- Career Counselor Manage Assign
- Individual Department/Division Assignment
- Complete all certificates for personnel assigned to them
- CIMS calculators

- CCCs may modify departmental and divisional CCs input into CIMS pages and/or verify those pages as correct
- Mass Department/Division Assignment pages
- Records of Sailors who are assigned to their UICs or subordinate UICs
- Reports and lists for their UICs or subordinate UICs
- Assign DDCCs in CIMS
- Assign Sailors to DDCCs

This action allows verified information to be stored permanently as data in the NSIPS Enterprise Data Warehouse. Members with this role also gives access to modify/update the users' SAAR Request under ERM Security Administration in the Navigation panel, for the purpose of requesting greater access to CIMS/NSIPS or additional UICs.

CIMS ACCESS

Step 1. Go to NSIPS Login screen, click on System Access Authorization Request SAAR (NSIPS, ESR, Web Ad Hoc)

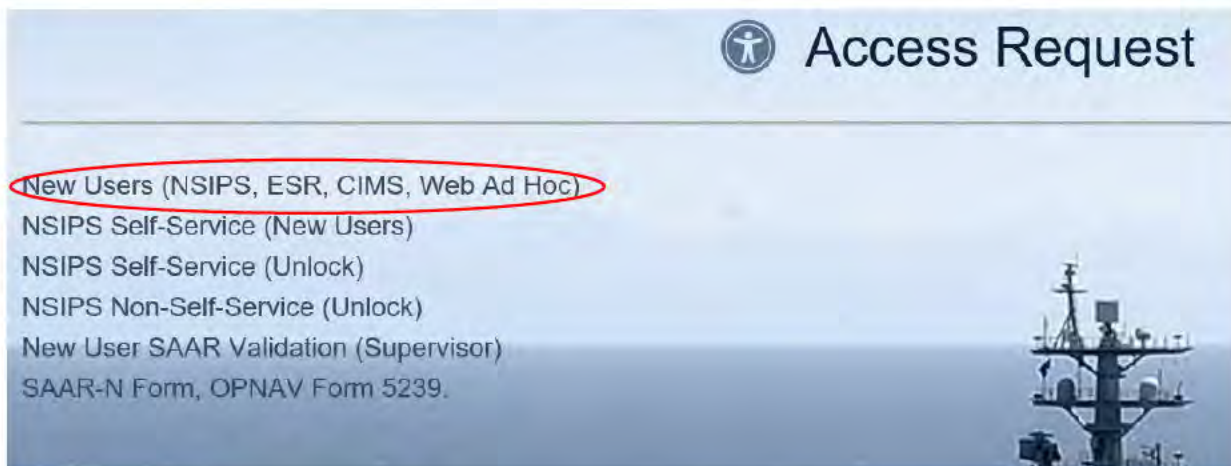


Figure 6-1- New User request

Step 2. When you get to the next page click on the CIMS radio button and click next.

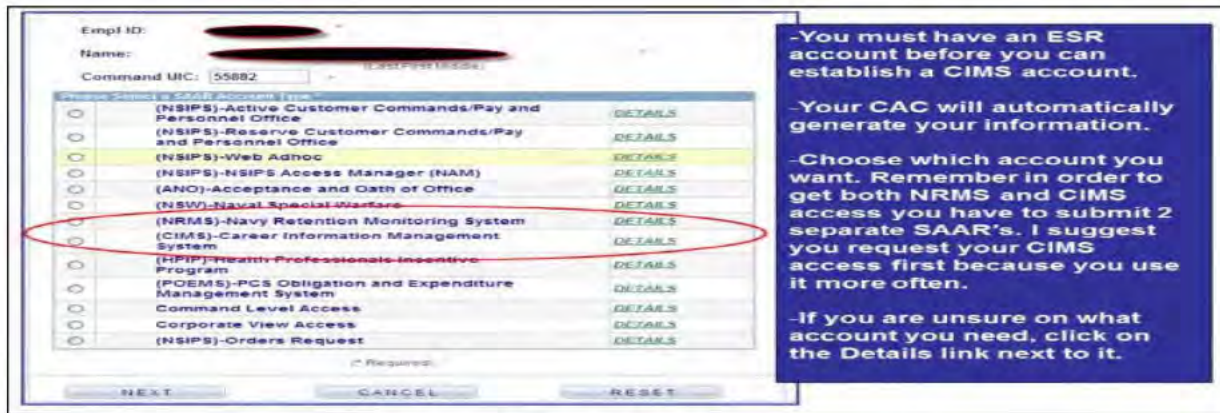


Figure 6-2- Select CIMS account

Step 3. On the next page, select which level access is needed and then click, "OK"

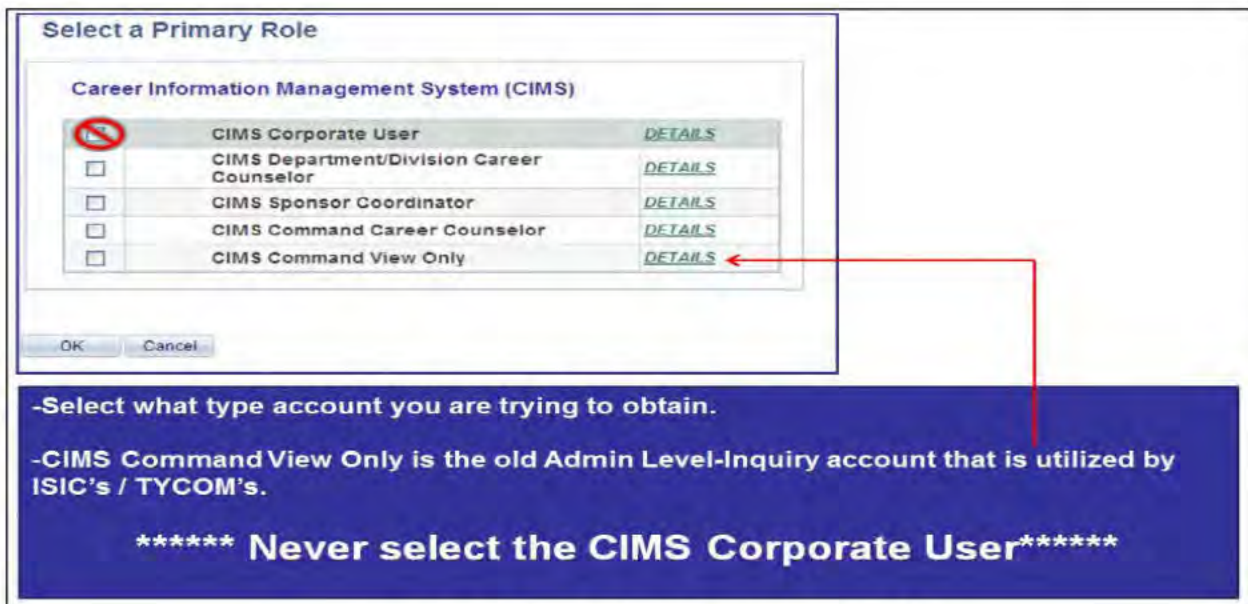


Figure 6-3- Select primary role

Step 4. Enter telephone, email address, and justification. After you enter your justification click on "CIMS UIC Access" in the center of the page and enter which UICs you will need. Be sure the justification matches what you are requesting. All email addresses must be a ".mil" e-mail address or the application will be rejected.

When entering your supervisor's information ensure you enter it accurately so it can be retrieved. Enter it as Last Name, First Name (do not add a space between last name and first name), ex. if you enter it as SMITH,JOSEPH the supervisor must enter it as such.

After you verify all information is correct on your SAAR click "submit". Soon after you submit it, emails will be sent to you and your supervisor.

System Access Authorization Request - (SAAR)
Create New User Account - CIMS Department/Division Career Counselor [VIEW PRIVACY STATEMENT](#)

Operator Attributes:

User ID: [Redacted]
Empl ID: [Redacted] **Justification**
Department: 05882 MIL COMMUNITY MGMT MILL TR
Rank/Rate: NCC
Account Type: Military
Telephone: [Redacted]
Email Address: [Redacted] Official Email Address

UIC Access:
CIMS UIC Access

Supervisor Details - SAAR Form:

Name: [Redacted] (Last,First,Middle)
Email Id: [Redacted] Official Email Address
Contact Phone: [Redacted]

Submit

- You MUST put a justification on why you are asking for that particular access. Even if it is as simple as saying "I am the Command Career Counselor". The leading cause of disapprovals is this right here!

-Put in all the UIC's you are responsible for under CIMS UIC ACCESS.

******Remember, when putting your Supervisor's information in it must be an exact match or else they will be unable to retrieve and approve it. Ex...**

Figure 6-4- Enter required information

Step 5. Supervisor verification. Supervisor will receive an email similar to the figure below. Supervisor must copy the code from the email.

NSIPS - System Access Authorization Request (SAAR) Validation

You are receiving this email because you were identified as a Supervisor for [Redacted] requesting an NSIPS account.

If you think you received this Email by mistake, please forward this email to NSIPSHelpdesk@navy.mil.

Due to ongoing Information Assurance requirements, this validation request no longer supports embedded hyperlinks. Please go to the NSIPS home page and click the New User SAAR Validation (Supervisor) link.

You will require the following Confirmation Code to validate account requests: **11zaWfPqF4gB9rsmU2F2weoWEXh0PAd**

NOTE:
A valid DoD CAC is required in-order to access the link specified in the email.
If you DO NOT have a valid CAC or if you are unable to present your CAC to the application, please forward this email to the NSIPS Help Desk at NSIPSHelpdesk@navy.mil

- The Supervisor will receive an email similar to this.
- Highlight and copy the code in the email

Figure 6-5- Supervisor verification code

Step 6. Supervisor must go to the NSIPS home page, click on "New User SAAR Validation (Supervisor)"

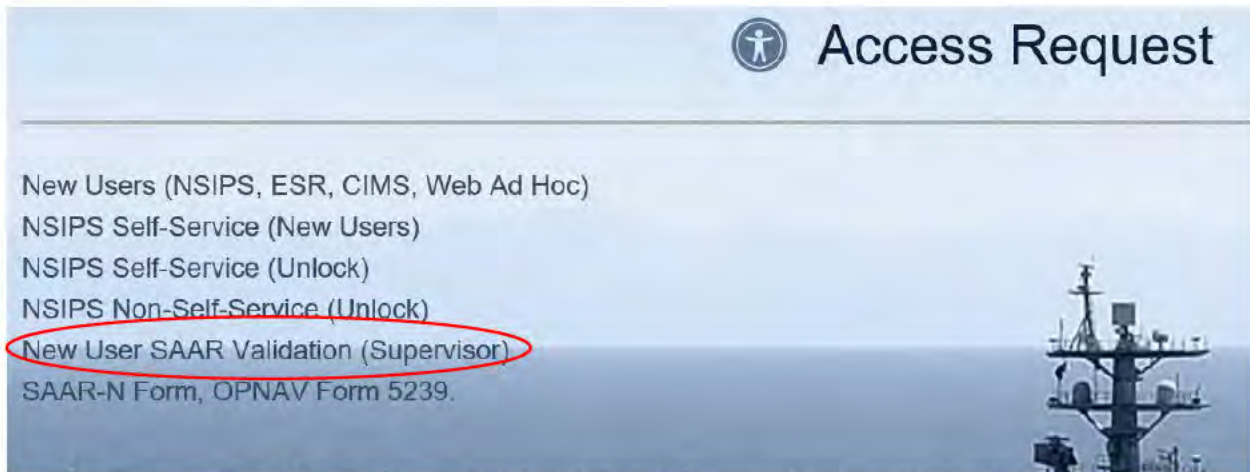


Figure 6-6- "New User SAAR Validation (Supervisor)" selection

Step 7. Supervisor must paste the code from the email on the code line, and click "confirm". The supervisor lines will pop-up to allow them to enter their information just as you typed it. Remember this has to be identical or else they will not be able to retrieve the SAAR.

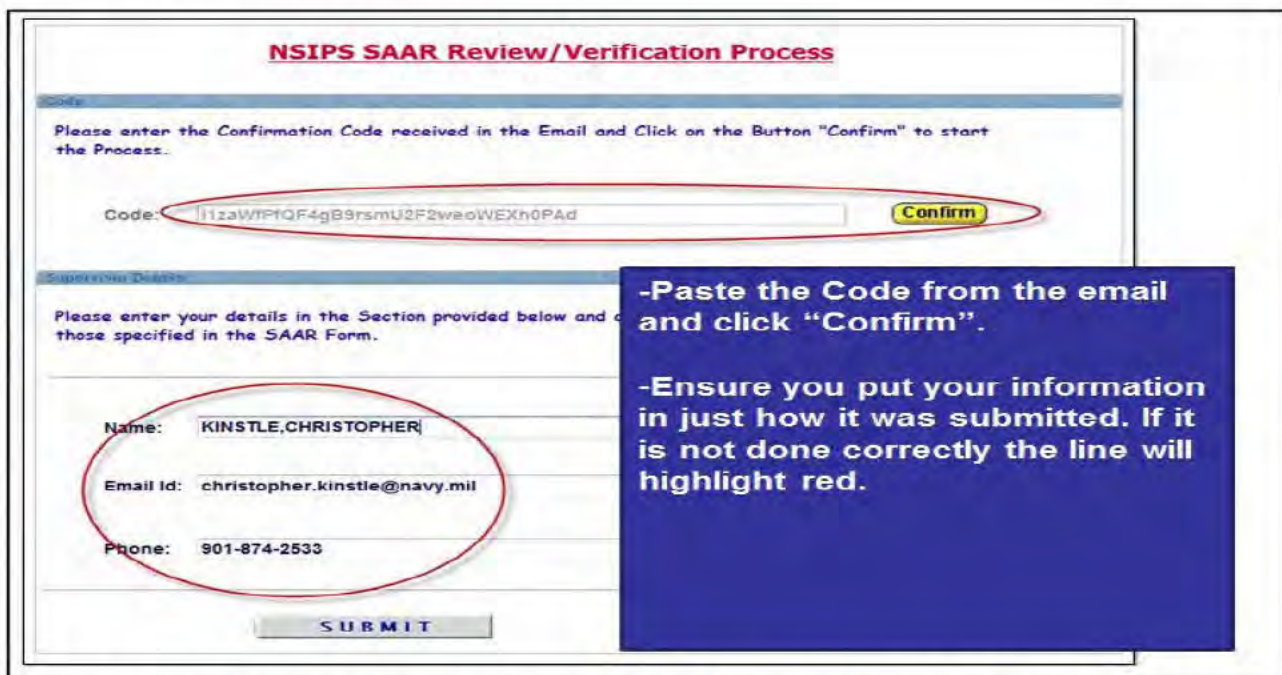


Figure 6-7- Supervisor verification code and information

Step 8. Supervisor must check the SAAR for completeness (including proper justification and all UICs the member needs access to), then click "submit".

System Access Authorization Request - (SAAR)
Create New User Account - CIMS Department/Division Career Counselor [VIEW PRIVACY STATEMENT](#)

Operator Attributes

User ID: [Redacted]
Empl ID: [Redacted] **Justification**
Department: 55882 MIL COMMUNITY MGMT MILL TN
Rank/Rate: NCC
Account Type: Military
Telephone: [Redacted]
Email Address: [Redacted] Official Email Address

UIC Access
CIMS UIC Access

Supervisor Details - SAAR Form

Name: [Redacted] (Last, First, Middle)
Email Id: [Redacted] Official Email Address
Contact Phone: [Redacted]

Buttons: SUBMIT, RESET

Callout Box:
-Verify all information is correct and the proper justification has been entered.
- Click the submit button.

Figure 6-8- Supervisor verification of all user information

Step 9. This will bring the supervisor to the final routing stage. This must be submitted to the CIMS SUPER FAM PRIMARY or CIMS SUPER FAM SECONDARY.

Route SAAR for Final Approval
Function Manager - Details

Select	Name	UIC	Command	Role Name
<input checked="" type="checkbox"/>	CIMS Super FAM Primary	62980	COMNAVPERSCOM MILLINGTON TN	Man Power & Personnel FAM
<input type="checkbox"/>	CIMS Super FAM Secondary	62980	COMNAVPERSCOM MILLINGTON TN	Man Power & Personnel FAM

Note:
Operator(s) displayed in this style are the Manpower & Personnel FAM(s)/ISSO(s)/NAM(s) and transactions can be routed to them if there are no Local FAM(s)/ISSO(s)/NAM(s) set-up for your Activity.

Callout Box:
- Select CIMS Super FAM Primary and click "OK"

Buttons: OK, Cancel

Figure 6-9- Supervisor FAM selection

Once your supervisor approves, you will then receive an email that your SAAR is awaiting approval by the CIMS SUPER FAM. Once approved by the CIMS SUPER FAM, a third email will be sent letting you know your access has been approved. Please allow 48 hours for approval by the CIMS SUPER FAM; for further questions, please contact the NSIPS help desk at nsipshelpdesk@navy.mil.

NAVIGATION AND FEATURES

This section will discuss the Navigation of CIMS and the ESR. Of special interest will be the differences in the menu based upon the access role the user holds, whether it is CCC, DDCC, or the inquire roles.

NAVIGATION CIMS (USE/INQUIRE)

USE- This menu item allows the user to access CDBs, Career Decisions, Correspondence Tracking, Career Information Training, SRB Submission, Rating Conversion, and USMAP Information for the CCC and Department/Division Career Counselor (DDCC) role user. The following menu items are only available under the CCC role:

- Department/Division/Shop/Duty mass Setup
- Member Department/Division/Duty Setup
- Individual Department/Division Assignments
- Career Development Team Management
- Mass Career Development Team Assignment
- Disconnected CDB Download
- Disconnected CDB Upload

The CCC role users will have access to all records within the UICs they have been assigned as CCC. The DDCC role users will have access only to those records which have been assigned to them by their CCC.

The Department/Division/Shop menu items and their usage are discussed in the CLA Users Guide and will not be discussed in this guide.

INQUIRE- This menu item allows the user to view CDBs, Career Decisions, Correspondence Tracking, Sponsor Assignment, Rating Conversion, and USMAP Information and is accessible to all role users. This CIMS Access List is available to CCC roles and CIMS FAM Users only.

Note: Inquire role users have access to all records within the UICs they have been assigned access.

NAVIGATION ESR (USE/SETUP)

ELECTRONIC SERVICE RECORD- USE - This menu item grants Career Counselors access to Administrative Remarks and Course Data.

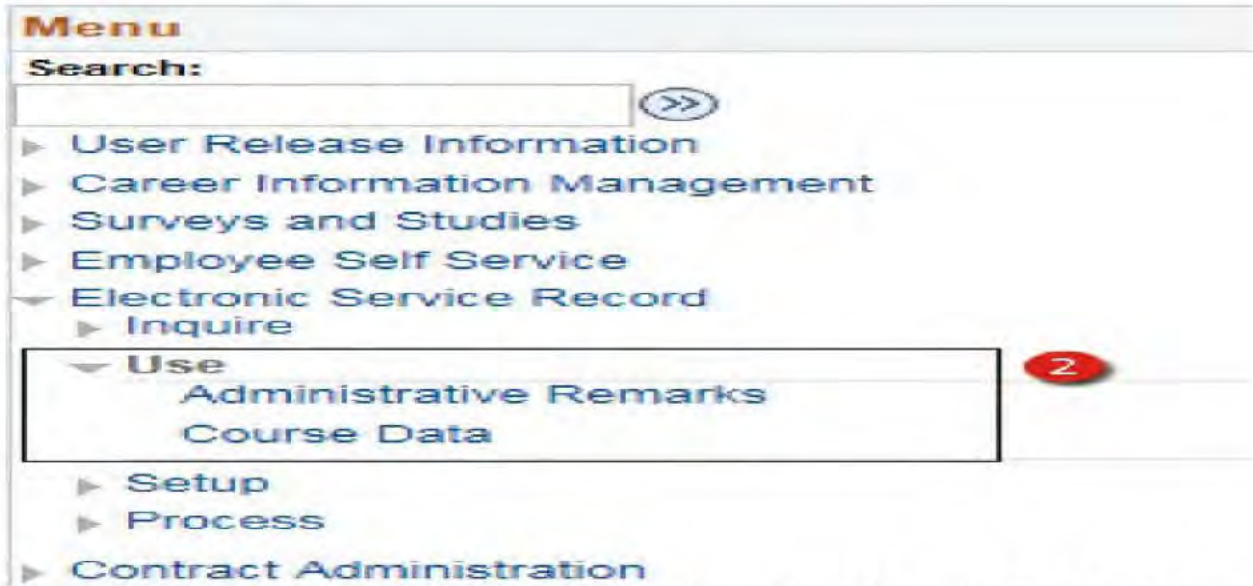


Figure 6-10- ESR/USE- Administrative Remarks and Course Data

ELECTRONIC SERVICE RECORD- SETUP- This menu item grants Career Counselors access to Administrative Remarks and allows Career Counselors to create Page 13 Administrative Remarks.

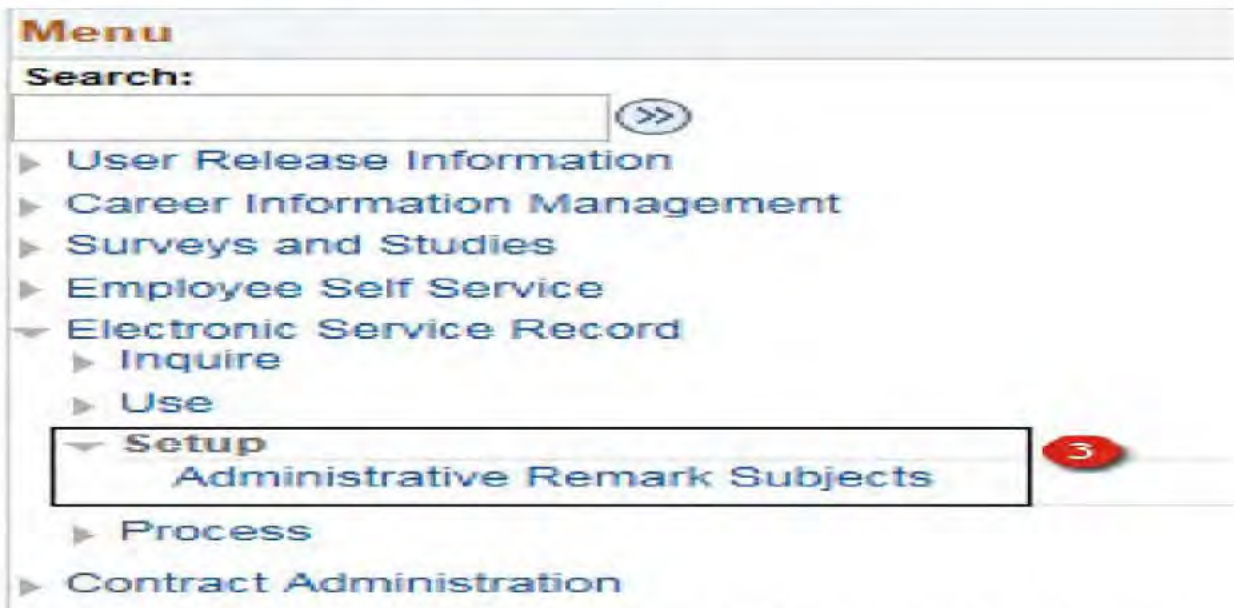


Figure 6-11- ESR/SETUP- Create PG 13 (Administrative Remarks)

NAVIGATION REPORTS AND LISTS

REPORTS- This menu item grants access to the Command Career Counselor (CCC), Department/Division Career Counselor (DDCC). It allows access to Command Demographics, Periodic Retention, and Transition Assistance Program Reports. Users are only allowed to produce reports for the UICs they have been granted access. Inquire role users do not have access to this menu item.

LISTS- This menu item grants access to all role users to access the Advancement Information, Losses, Personnel Information, Sponsor Coordinator and Unit Tracking List Reports.

CAREER DEVELOPMENT TEAM MANAGEMENT

Team Assignment

Rank/Rate: ADAN 1 Name: [redacted] 2 Current DSC: 100 3

Career Counselor Info Personalize | Find | First 1-2 of 2 Last

*Assigned Date	*UIC	Description	*Assignment	*Dept/Div	Deassigned Date	
01/06/2014 4	[redacted] 5	VFA [redacted]	Department 6	MAIN 7	01/06/2014 8	+
05/16/2016	[redacted]	VFA [redacted]	Department			+ -

Save Return to Search Previous in List Next in List

Figure 6-12- Career Development Team Management

- 1. **Rank/Rate** - Rate/Rank the member is currently being paid (Corporate data)
- 2. **Name** - Full Last Name, First Name, and Middle Name of the member (Corporate data)
- 3. **Current DSC** - Current Duty Status Code of the member (Corporate data)
- 4. **Assigned Date** - Date the member was assigned as Departmental or Divisional Career Counselor
- 5. **UIC** - Unit Identification Code the assigned career counselor is assigned to (If the career counselor will be acting as career counselor for a department or division of another command, that command's UIC should be entered here)

- **6. Assignment Indicator** - The Assignment Indicator identifies the member as either a Departmental or Divisional Career Counselor or the Leading Chief Petty Officer
- **7. Dept/Div** - This field identifies the department or the division for which the LCPO/career counselor is responsible. This field is limited to valid departments/divisions as setup by the Command leave Administrator. Valid departments/divisions are located and selected by using the lookup button
- **8. Deassigned Date** - When a career counselor is removed from their responsibilities as a career counselor, the date of occurrence is entered in this field and saved

Note: Saving a date in this field does not remove access to all records associated with the related department or division displayed on the row unless it is the last (only) remaining assignment. Deassignment of a career counselor on this page does not revoke the member's access to CIMS. To revoke access to CIMS an update to the member's SAAR is required.

Note: DDCCs/LCPOs are only able to access specific records assigned by the Command Career Counselor. CCCs assign records through the Individual Dept/Div Assign page discussed in chapter 6 of this guide or the Mass Career Development Team Assign page.

CORRESPONDENCE TRACKING

This section covers the Correspondence Tracking page and provides Career Counselors the ability to track 20 Active Duty and 9 Reserve correspondence types. Data entered onto this page may be used for reporting and statistical analysis in CIMS Online/CIMS Analytics in NRMS.

Corr Tracking

Rank/Rate: ADAN **1** Name: **2** Current DSC: 100 **3**

ADSD: 01/15/2013 **4** PRD: 06/01/2017 **5** EAOS: 01/14/2017 **6** **7** EAOS: 01/14/2017 **8**

CREO/ECMO: 2 **9** PEBD: 01/15/2013 **10** DIEMS: 05/09/2012 **11** DIERF: **12**

Correspondence Tracking Personalize | Find | 1-2 of 2 | Last

Prog Type	Pkg Type	Submission Date	Status	Status Date	Comments		
CON	CONVERSION	Request	02/01/2013	A	Approved	06/09/2016	Comments + -
SPG	SPECIAL PROGRAMS	Board Package	06/01/2016	P	Pending	06/09/2016	Comments + -

Save Return to Search Previous in List Next in List

Figure 6-13- Correspondence Tracking page

CAREER INFORMATION TRAINING

This section covers the Career Information Training page and provides Career Counselors the ability to enter Career Information Training dates for Sponsor training, Career Development Training Course (CDTC), First Term Success Workshop (FTSW), and Reserve Affiliation Success Workshop (RASW). Data entered on this page may be used for reporting processes in CIMS Online.

CIMS Training

Retrieval Criteria

Required

Active/Reserve: Active **1**

UIC: **2**

Officer/Enlisted: Enlisted **3**

Optional

CDT Member

First Term

Sponsors **4** Retrieve Records

New Values to Apply

Sponsor Training **5** CDTC **6** FTSW **7** RASW **8**

Career Information Training Update **9** **10**

Rank/Rate	Name	Active/Reserve	UIC	Dept	Div	CDTC	FTSW	RASW	Sponsor Training	Select
		Active								<input type="checkbox"/>
		Active							05/22/2013	<input type="checkbox"/>
		Active								<input type="checkbox"/>
		Active					11/02/2017			<input type="checkbox"/>
		Active				04/19/2011				<input type="checkbox"/>
		Active				12/01/2014			10/14/2011	<input type="checkbox"/>
		Active								<input type="checkbox"/>
		Active					11/02/2017			<input type="checkbox"/>
		Active					04/20/2017			<input type="checkbox"/>
		Active					01/14/2015			<input type="checkbox"/>
		Active								<input type="checkbox"/>
		Active								<input type="checkbox"/>

Figure 6-14- Career Information Training page

UNITED STATES MILITARY APPRENTICESHIP PROGRAM (USMAP)

The USMAP Information page can be used to check the current progress of service member's apprenticeship program. All information contained on this page is corporate data and cannot be updated using this page. Updates may be accomplished at the USMAP site.

The screenshot shows the USMAP Information page with the following data and callouts:

- USMAP** (Page Header)
- Rank/Rate:** AM1 (1)
- Name:** [Redacted] (2)
- Current DSC:** 100 (3)
- AIMS:** 0510 SHEET METAL WORKER (ANY INDUSTRY) (4)
- Symbol:** [Redacted]
- Status:** 5 Completed (5)
- Enrollment Information:**
 - Date Enrolled:** 01/27/2012 (6)
 - Date Completed:** 03/29/2014 (7)
 - Last Update:** 04/10/2014 (8)
- Progress Information:**
 - Pre-Registration Credit:** 4000 (9)
 - Additional Credit:** [Redacted] (10)
 - Total Hours Earned:** 4000.0 (11)
 - Total Hours Required:** 8000 (12)
- NETC USMAP Data** (13)

Figure 6-15- USMAP Information page

CDB VERIFICATION PROCESS

The verification process is available only to Command Career Counselors and used to validate information entered by the Department/Division Career Counselors on the Career Development board page. This allows the Command Career Counselor to make corrections, additions, or other changes to the record before it becomes permanent in the database. Command Career Counselors should make every effort to ensure that information in CDBs is accurate and complete.

Career Development		CDB Data	
Rank/Rate: AN	Name: [REDACTED]	Current DSC: 100	
ADSD: 03/06/2012	PEBD: 03/06/2012	EAOS: 03/05/2016	Soft EAOS: 03/05/2016
REPORT DT: 03/19/2013	PRD: 03/01/2015	DIEMS: 07/28/2011	DIERF:

Career Development Comments		Find View All	First	1 of 1	Last
CDB Type: <input type="text" value="P"/> <input type="text" value="18 Month"/>	DEPT: OPS		DIV: OF		
CDB Type 2: <input type="text" value="I"/> <input type="text" value=""/>	CDB Type 3: <input type="text" value=""/> <input type="text" value=""/>	CDB Type 4: <input type="text" value=""/>			
CDB Date: <input type="text" value="01/22/2015"/> <input type="text" value="31"/>	Status 7				
CDB Rank/Rate: <input type="text" value="AN"/> <input type="text" value=""/>	<input type="radio"/> Pending <input type="radio"/> Completed <input checked="" type="radio"/> Verified				

Figure 6-16- CDB Verification page

PACT Decision:	<input type="text" value="A0"/> <input type="text" value="Continuing in PACT program"/>	
Short Term Goals:	<input type="text" value="Save money, earns EAWS"/>	
Long Term Goals:	<input type="text" value="Earn welding certification"/>	
Board Members:	<input type="text" value="IC2 [REDACTED] IC1 [REDACTED] ICC [REDACTED]"/>	
Board Comments:	<input type="text" value="217 characters remaining"/> Recommend member to attend walk through for EAWS/ESWS: Recommend member to utilize TA for welding school. Recommend member to attend fleet and family class for house buying before buying a house.	
Leadership Title:	<input type="text" value="CMC"/> 1	
Leadership Comments:	<input type="text" value="Concur with board comments"/> 2	
	<input type="text" value="223 characters remaining"/>	

Figure 6-17- CDB Verification page with CDB data

SELECTED REENLISTMENT BONUS (SRB)

The SRB page can be used to submit and check the status of SRB submissions.

SRB Calculator

Rank/Rate: AD3 Name: [REDACTED] Current DSC: 100

▶ **Contract/Service Dates** 2

▶ **Navy Enlisted Classification Code** 3

Selective Reenlistment Bonus Calculator

USN 4 FTS

PEBD: 07/01/2010 5 ADSD: 07/01/2010 6

Pay Grade: E05 7 Bonus Type: 1AA 8

Broken Service Status: 1 - Broken Service 9

SRB Qualifier: AC-T2 10 SRB Max Amount: \$45000.00 11

Zone Description: (ZONES A & B ONLY) 12

Bonus Rating: AC 13 Bonus Warfare: 14 Bonus NEC: 15

INOP NUC EXT: 12 16 INOP OTH EXT: 12 17

EAOS at Reenlistment: 06/30/2016 18 SEAOS at Reenlistment: 06/30/2016 19

Date of Reenlistment: 07/01/2016 20 Reenlistment Term: 48 Month 21

Monthly Base Pay: \$2614.20 22 LOS for Pay: 4 New EAOS: 06/30/2020 23

Reduction Months 24

INOP NUC EXT: 00 25 Early Reenlistment: 00 26

INOP OTH EXT: 25 Over 16 Years: 00 26

Date of Reenlistment: 07/01/2016 25 Reenlistment Term: 48 Month 26

Monthly Base Pay: \$2614.20 20 LOS for Pay: 4 New EAOS: 06/30/2020 21

Reduction Months 22

INOP NUC EXT: 00 25 Early Reenlistment: 00 26

INOP OTH EXT: 25 Over 16 Years: 00 26

 27 28

Estimated SRB Amount

Zone: A Tier Description: T2 NAVADMIN#: 036/16 29

Award Level: 3.0 Months Used to Calculate Bonus: 36

Total Act Serv at REENL: 6 Yrs 0 Mos 0 Days

Total Act Serv after REENL: 10 Yrs 0 Mos 0 Days SRB Amount: \$23,527.80

All fields Required when open.

Figure 6-18- SRB Submission Page

Pre Cert Request: SRB/ESRP Status		
Name: [REDACTED]	Rank/Rate: NC1	Current DSC: 100
Requesting UIC: 43322	Effective date: 11/30/2021	
SRB Type: 1AA	Status: Approved	Cancel Indicator: N - No cancellation was reques
NEC: E19A	Budget NEC: NC	Budget Zone: B
Sea Duty Ext:	Conversion Date:	
Zone: B - 6-10 years	Zone Override: <input type="checkbox"/>	
AOS Dt: 02/12/2022	AOSD Override: <input type="checkbox"/>	
Grade: E06		
Award Level: 1.0	AOS: 71	Base Pay:
Total Bonus: 22863.78	Initial Install: 11431.89	Anniversary Install: 2286.38
Pay Waiver: <input type="checkbox"/>	Reason:	Reenlistment Date: 01/14/2022
Waiver Date:	Waiver Status:	Reenlistment Term: 72
<input type="button" value="Recalculate"/>		
Final Status: Approved	Pay Data: 00172PNNC1 NO	

Figure 6-19- SRB Status page

CERTIFICATES

This certificates page will allow you to create a variety of certificates for use in ceremonies.

Certificates	
Member Information	
SSN: [REDACTED]	1
*Full Name: John Doe Smith	2
*Gender: Male	3
Signing Official Information	
Official Name: [REDACTED] FADM, USN	4
(First Name MI Last Name, Rank, Branch/Class)	
Official Title: Chief of Naval Operations	5
Official Command: OPNAV	6
Certificate Information	
*Certificate Type: Retirement	7
*Certificate Date: 06/15/2016	8
*Recipient Name: Jane Doe Smith	9
*Relationship To Member: Spouse	10
<input type="button" value="Print Certificate"/>	

Figure 6-20- Certificates page

UNIT TRACKING

The Unit Tracking page can be utilized to track command information and offers the following queries: Alpha Roster, Career Counselor Roster, Career Decisions, CDB Notifications, Correspondence tracking, Professional Apprentice Career Track (PACT), Career Waypoints (C-WAY), Post 9/11 GIB, and Detailing Marketplace Assignment Policy (DMAP).

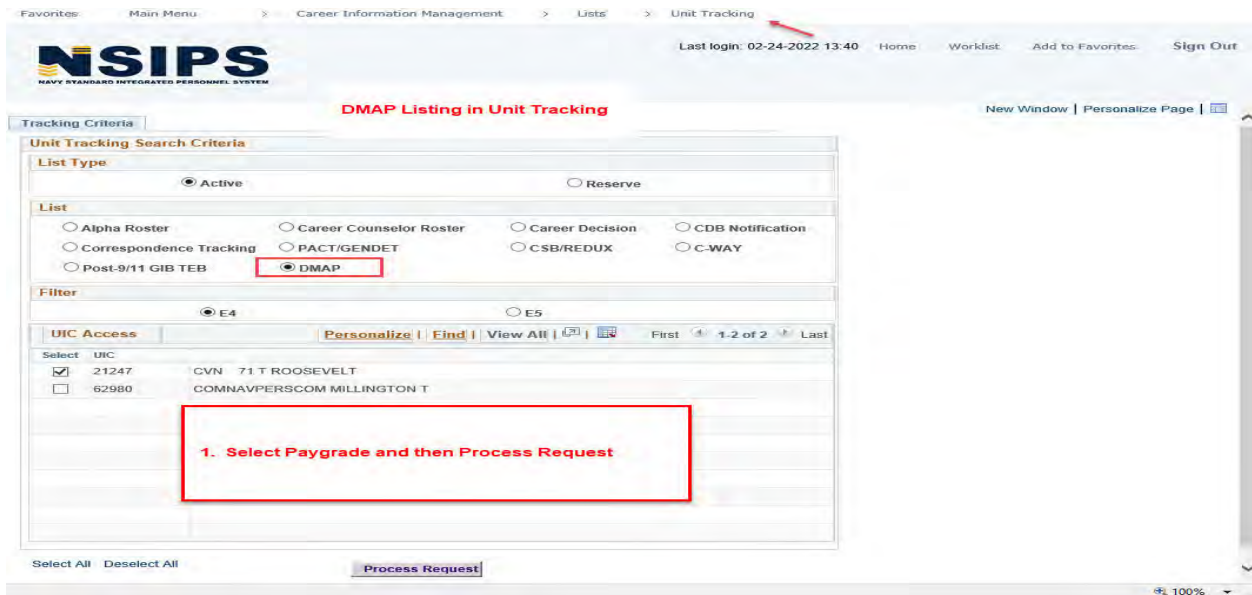


Figure 6-21- Unit Tracking page

DETAILING MARKETPLACE ASSIGNMENT POLICY (DMAP)

The DMAP Listing function in Unit Tracking allows you to pull a list of Sailors by paygrade and assists in determining eligibility for the DMAP program. This function is only available on the web version of CIMS. The Correspondence Tracking page provides a method of tracking DMAP correspondence as well, see Figure 6-23. Users are only allowed to produce List reports for the UICs they have been granted access.

Tracking Criteria **DMAP E04 List**

Active Enlisted DMAP E04 Listing

Personalize | Find | View All | First 1-49 of 49 | Last

Date	UCR	Description	Rank/Rate	Name	Report Date	SODCD	SDUTY MOS Current	EAOS	SEAOS	Exam Cycle PNA	PRD	SDUTY MOS at PRD	Comments
1 02/25/2022	21247	CVN 71 T ROOSEVELT	ABH3		06/23/2016	06/01/2016	88	03/13/2021	03/13/2021	252	06/01/2021	60	Comments
2 02/25/2022	21247	CVN 71 T ROOSEVELT	ABH3		04/04/2018	04/01/2018	46	11/14/2021	11/14/2022	252	10/01/2022	54	Comments
3 02/25/2022	21247	CVN 71 T ROOSEVELT	ABH3		10/07/2018	10/01/2018	40	06/18/2022	06/18/2023	252	05/01/2023	55	Comments
4 02/25/2022	21247	CVN 71 T ROOSEVELT	ABH3							252	12/01/2020	54	Comments
5 02/25/2022	21247	CVN 71 T ROOSEVELT	ABH3							252	10/01/2022	54	Comments
6 02/25/2022	21247	CVN 71 T ROOSEVELT	ABH3							252	05/01/2022	53	Comments
7 02/25/2022	21247	CVN 71 T ROOSEVELT	ABH3							252	06/01/2022	55	Comments
8 02/25/2022	21247	CVN 71 T ROOSEVELT	ABH3							252	06/01/2021	57	Comments
9 02/25/2022	21247	CVN 71 T ROOSEVELT	ABH3							252	11/01/2023	56	Comments
10 02/25/2022	21247	CVN 71 T ROOSEVELT	ABH3							252	03/01/2021	54	Comments
11 02/25/2022	21247	CVN 71 T ROOSEVELT	ABH3							252	04/01/2022	56	Comments
12 02/25/2022	21247	CVN 71 T ROOSEVELT	ABH3							252	05/01/2023	57	Comments
13 02/25/2022	21247	CVN 71 T ROOSEVELT	ABH3							252	08/01/2023	56	Comments
14 02/25/2022	21247	CVN 71 T ROOSEVELT	ABH3							252	07/01/2022	55	Comments
15 02/25/2022	21247	CVN 71 T ROOSEVELT	CS3		12/22/2016	12/01/2016	39	09/08/2022	09/08/2023	252	08/01/2023	56	Comments
16 02/25/2022	21247	CVN 71 T ROOSEVELT	ABH3		05/16/2015	05/01/2015	81	10/11/2024	10/11/2024	252	01/01/2021	68	Comments
17 02/25/2022	21247	CVN 71 T ROOSEVELT	CS3		11/23/2015	11/01/2015	75	06/28/2021	06/28/2021	252	05/01/2020	54	Comments
18 02/25/2022	21247	CVN 71 T ROOSEVELT	ABF3		10/20/2018	10/01/2018	40	06/24/2022	06/24/2023	252	06/01/2023	56	Comments
19 02/25/2022	21247	CVN 71 T ROOSEVELT	ABH3		12/13/2017	12/01/2017	50	08/08/2021	08/08/2022	252	07/01/2022	55	Comments
20 02/25/2022	21247	CVN 71 T ROOSEVELT	CS3		07/08/2016	07/01/2016	67	02/24/2021	02/24/2021	252	02/01/2021	55	Comments
21 02/25/2022	21247	CVN 71 T ROOSEVELT	ABH3		04/04/2018	04/01/2018	46	12/10/2021	12/10/2022	252	10/01/2022	54	Comments
22 02/25/2022	21247	CVN 71 T ROOSEVELT	CS3		12/22/2018	12/01/2018	38	08/14/2022	08/14/2023	252	08/01/2023	56	Comments
23 02/25/2022	21247	CVN 71 T ROOSEVELT	ABH3		06/18/2018	06/01/2018	44	02/11/2022	02/11/2023	252	01/01/2023	55	Comments
24 02/25/2022	21247	CVN 71 T ROOSEVELT	ABH3		11/04/2019	12/01/2017	50	07/16/2021	07/16/2023	252	07/01/2022	55	Comments
25 02/25/2022	21247	CVN 71 T ROOSEVELT	ABH3		05/16/2016	05/01/2016	69	09/22/2024	09/22/2024	252	12/01/2020	55	Comments
26 02/25/2022	21247	CVN 71 T ROOSEVELT	ABH3		06/29/2018	06/01/2018	44	03/26/2022	03/26/2022	252	06/01/2020	24	Comments
27 02/25/2022	21247	CVN 71 T ROOSEVELT	ABH3		07/01/2016	07/01/2016	67	01/09/2024	01/09/2024	252	04/01/2021	57	Comments
28 02/25/2022	21247	CVN 71 T ROOSEVELT	ABH3		07/19/2018	07/01/2018	43	03/28/2022	03/28/2023	252	03/01/2023	56	Comments

1. DMAP List columns can be sorted by clicking on the column name
 2. Comments is a hyper-link that will open the Correspondence Tracking Page. Blue Comments hyper-link indicates no comments have been entered in the Correspondence Tracking Page
 3. Green Comments indicates that comments have been entered in the Correspondence Tracking Page
 * Comments will turn green after you run the DMAP List again from the Tracking Criteria Page

Figure 6-22- DMAP Listing

Correspondence Tracking Page

Corr Tracking

Rank/Rate: ABH3 Name: Current DSC: 100

ADSD: 12/07/2017 PRD: 10/01/2022 EAOS: 12/08/2021 SEAOS: 12/06/2022

CREO/ECMO: 2 PEBD: 12/07/2017 DIEMS: 07/31/2017 DIERF:

Correspondence Tracking

Prog Type [] Pkg Type [] Submission Date [] Status [] Comments []

Save Return to Search

Look Up Prog Type

Program Type code begins with

Look Up Clear Cancel Basic Lookup

Search Results

Program Type code	Description
AGC	AGC
ASC	A School
CON	CONVERSION
CSB	Career Status Bonus
CWO	Chief Warrant Officer
CWP	Career Waypoint
DMP	DMAP
ENL	ESRP
HARL	HARP
HYT	High Year Tenure Waiver
LDO	Limited Duty Officer
MICP	MICP
OCS	Officer Candidate School
OHA	OHARP
OTE	OTEP
OTH	Other
REG	1306/7
RET	Ret Reserve
SCR	SCORE
SEA	SEA
SPE	SPECIAL PROGRAMS
STA	STA-21
STR	STAR
USM	US MAP

Look Up Pkg Type

Package Type begins with

Look Up Clear Cancel Basic Lookup

Search Results

Package Type	Description
1	1306/7
2	Message
3	Board Package
4	Electronic
5	Request
6	Letter

Look Up Status

Package Status begins with

Look Up Clear Cancel Basic Lookup

Search Results

Package Status	Description
A	Approved
C	Conversion Approved
D	Disapproved
E	Separate
H	In-house
I	In Rate Approved
P	Pending
R	C-WAY Reenlistment
S	Submitted
T	CSB Accepted
U	CSB Rejected

Comments

Opting Out

240 characters remaining
* Comments cannot exceed 250 characters.

OK Cancel

1. Program Type
 2. Package Type
 3. Submission Date
 4. Status
 5. Status Date
 6. Comments
 7. Save Comments

Figure 6-23- Correspondence Tracking (DMAP)

CAREER DECISIONS

The career decisions page can be used to enter data that pertains to a Sailors future. Things such as extensions, reenlistments, separations, fleet reserve, and retirements can be seen here. Fields on this page change depending on which plan type selection is picked. See Figures 6-24 and 6-25.

NSIPS
NAVY STANDARD INTEGRATED PERSONNEL SYSTEM

Career Decisions

Rank/Rate: NCC Name: [REDACTED] Current DSC: 100

ADSD: 10/26/2004 PRD: 01/01/2025 EAOS: 12/08/2026 Soft EAOS: 12/08/2026

CREO/ECMO: [REDACTED] PEBD: 10/26/2004 DIEMS: 11/25/2003 DIERF: [REDACTED]

UIC: 60191 NAS OCEANA VA

Separation/Reenlistment/Fleet Reserve Retirement/Extensions Find | View All First 1 of 1 Last

Program [REDACTED] +

Plan Type: [REDACTED] Planned Date: [REDACTED]

Comments: [REDACTED] 254 characters remaining

Calculators

CIMS - Selective Reenlistment Bonus CIMS - Retirement Plan CIMS - Survivor Benefit Plan

Save Return to Search

Figure 6-24- Career Decisions page

Career Decisions

Rank/Rate: NCC	Name: ██████████	Current DSC: 100	
ADSD: 10/26/2004	PRD: 01/01/2025	EAOS: 12/08/2026	Soft EAOS: 12/08/2026
CREO/ECMO:	PEBD: 10/26/2004	DIEMS: 11/25/2003	DIERF:
UIC: 60191	NAS OCEANA VA		

Separation/Reenlistment/Fleet Reserve Retirement/Extensions Find | View All First 1 of 1 Last

Program +

Plan Type: Planned Date:

Lump Sum Leave Calculator

Grade: Base Pay: \$5473.20 Days Selling: Est Paid Leave Amt:

Request Status

Number of Years:

Reenlistment

Location: Time:

Reenlisting Officer:
Last Name, First Name MI., Rank

Comments:

254 characters remaining

Calculators

[CIMS - Selective Reenlistment Bonus](#) [CIMS - Retirement Plan](#) [CIMS - Survivor Benefit Plan](#)

Figure 6-25-Career Decisions (Plan Type: Reenlistment selection) page

CHAPTER SEVEN
CAREER WAYPOINTS (C-WAY) OVERVIEW

INTRODUCTION

C-WAY is a corporate information technology system which provides a mechanism for matching personnel inventory to requirements with the best performing Sailors. It serves as a service continuum system and is designed as a long-term force management tool, balancing manning across rates, ratings, Active Component (AC), Training and Administration of the Reserves (TAR), and Reserve Component (RC). The Bureau of Naval Personnel (BUPERS) controls the reenlistment and enlistment contract extension quotas. C-WAY will be continually enhanced to link present and future enlisted force management strategies that align policy and execution to meet mission requirements.

Career counselors will use C-WAY to screen for rating eligibility, counsel, and guide eligible rated Sailors to new career opportunities and rating conversions for Career Waypoint-Reenlistment (C-WAY-REEN) and undesignated Professional Apprenticeship Career Track (PACT) Sailors. C-WAY provides the best match of Sailors' qualifications and aptitude to meet Navy rating entry requirements for rating assignment and conversions.

REQUIRED ACTION

Command Career Counselors (CCC) must conduct a mandatory C-WAY screening for every Career Development Board (CDB), starting with Sailors reporting onboard. CCCs are encouraged to use C-WAY to screen rated Sailors, discuss conversion opportunities, and submit applications. CCCs will also screen PACT Sailors, discuss rating entry opportunities, and guide them to apply for a designation in MNA or remain on board.

HOW TO REQUEST AN ACCOUNT

Use OPNAV 5239/14 SAAR-N, as listed on the MyNavy HR web page. Form MUST be digitally signed. Supervisor (block 16) must be a rated NC, Command Master Chief or Senior Enlisted Leader, Executive Officer, or Commanding Officer. E-mail OPNAV 5239/14 SAAR-N form to career_waypoints@navy.mil for processing. CCCs, will access C-WAY utilizing BUPERS Online (BOL).

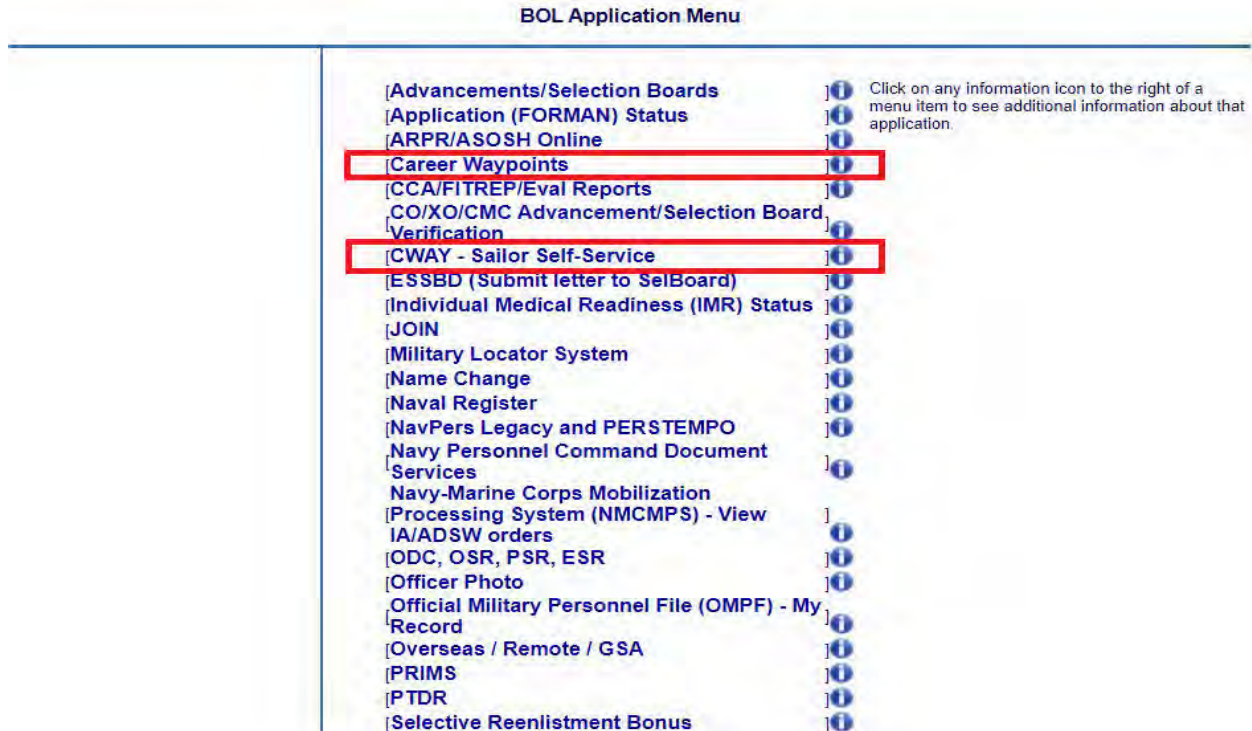


Figure 7-1- Access to C-WAY in BOL

- Login to C-WAY
- Use the Sailor Browser. The Sailor Browser is the portal to Sailor data. From the Sailor Browser, counselors view and edit Sailor details, view and add counselor notes, and locate a Sailor

QUALIFYING SAILORS

- Counselors can use the qualify option from the Sailor Detail page to access a list of qualified jobs (eligible ratings) for the specified Sailor
- The Qualified Jobs window provides filter, sort, and print capabilities. Additionally, counselors can obtain and review job cards, additional job requirements, and conversion information
- Counselors can also use the Career Exploration Module (CEM) to show Sailors why they are not qualified for a desired rating and guide the Sailors to meet the requirements, if possible

Career Exploration Module

JOE SAILOR

Qualify

Reset

Roadmap

View Job Card

View LADR

Close

Qualified Jobs:

Rating	Rating Full Name	Status	CREO	RIDE Rank
S8	Special Warfare Boat Operator	Unqualified	N/A	63
SO	Special Warfare Operator	Unqualified	N/A	63
STG	Sonar Technician Surface	QualifiedWithCutscoreWaiver	N/A	44
STS	Sonar Technician Submarine	QualifiedWithCutscoreWaiver	N/A	49
SW	Steelworker	FullyQualified	N/A	9
UT	Utilitiesman	FullyQualified	N/A	42
YN	Yeoman	FullyQualified	N/A	36
YNS	Yeoman Submarine	FullyQualified	N/A	7

Cut Score Rules:

Physical Qualification Rules:

Figure 7-2- Career Exploration Module

POLICY FOR C-WAY

In order to reenlist, all rated AC and TAR Sailors, E-3 - E-6, with 14 years or less service at their Expiration of Active Obligated Service (EAOS) as extended, Soft Expiration of Active Obligated Service (SEAOS), must have a C-WAY quota approval. C-WAY must also be utilized for PACT intentions (Request Participation/Decline Participation/Not Eligible/Request to remain onboard) and AC/TAR/Selected Reserves (SELRES)/Transition/Affiliation. Refer to current PACT policy for most up-to-date guidance.

C-WAY TIMELINES

Mandatory C-WAY-REEN applications automatically generate 18 months out from SEAOS or PRD.

- Eligible Sailors in the mandatory SEAOS or Special Circumstance (SPEC CIRC) Projected Rotation Date (PRD) window, will have their applications submitted and reviewed for an in-rate quota
- If a Sailor does not desire an In-Rate quota, the CCC will still be able to submit the Sailor for SELRES, Not Eligible, Intends to Separate (ITS), Targeted Reentry Program (TRP), or No Apply this month

- Counselors should review those Sailors who are not eligible monthly, and verify their ineligibility. (i.e. Not recommended for retention, PFA Failures, Security Clearances, etc.)

SEAOS TIMELINE

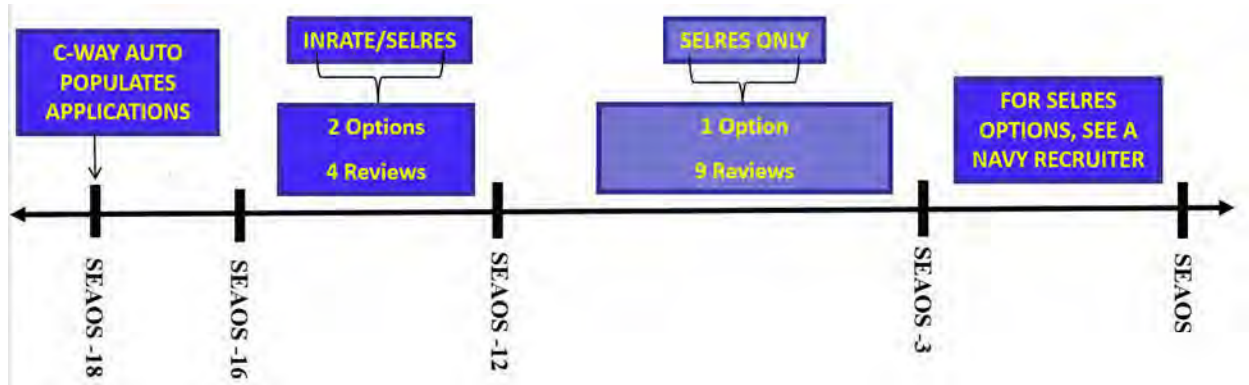


Figure 7-3- SEAOS Timeline

PRD TIMELINE

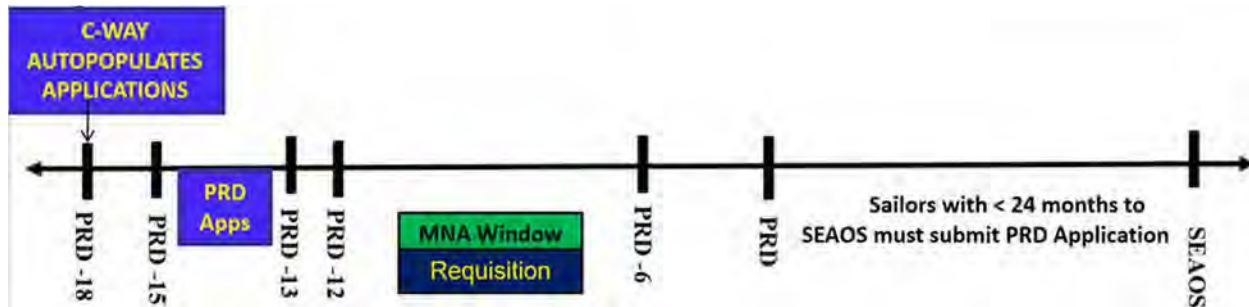


Figure 7-4- PRD Timeline

Note: Mandatory PACT intentions must be submitted 12 months prior to Project Rotation Date. See current PACT policy for most up-to-date guidance.

LIST OF CAREER MANAGEMENT MODULES IN C-WAY

C-WAY-REEN applies to all rated AC and TAR Sailors, E-3 - E-6, with 14 years or less of service at their SEAOS, requiring authorization to either reenlist or execute a Short Term Extension (STE) when required. The Sailor can, at any time in their C-WAY SEAOS window, apply for SELRES. C-WAY-REEN also applies to Sailors in their projected rotation date (PRD) window who do not have 24 months of contract time or greater, from their PRD.

C-WAY-Transition (C-WAY-TRANS) applies to SELRES Sailors desiring to transition to AC or convert to TAR. Refer to MILPERSMAN 1306-1504 for further guidance.

C-WAY-Professional Apprenticeship Career Track (C-WAY-PACT) Marketplace applies to unrated Sailors desiring to become rated. Refer to current PACT policy for most up-to-date guidance.

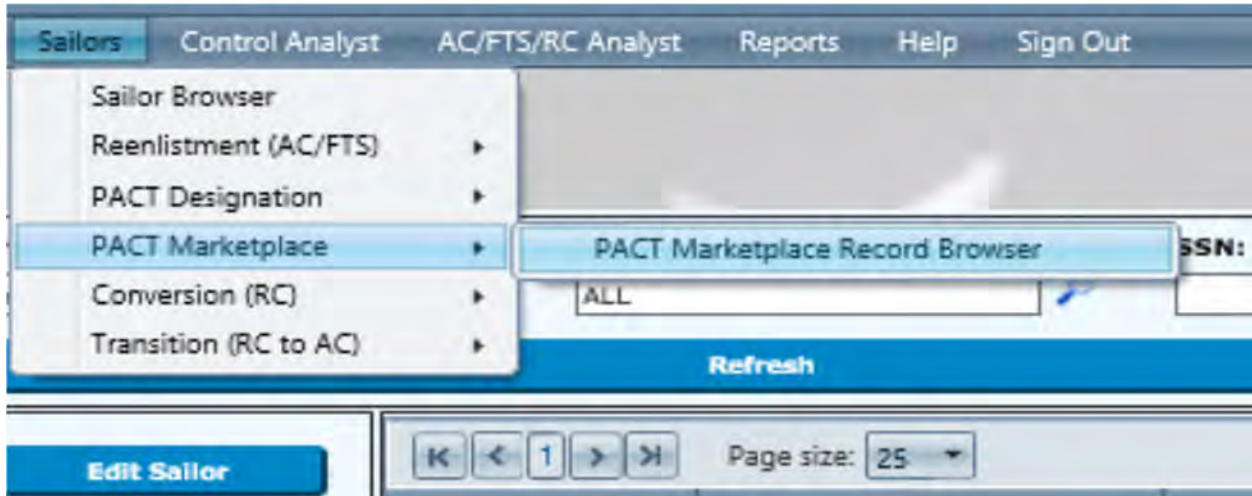


Figure 7-5- C-WAY-PACT Marketplace Record Browsing

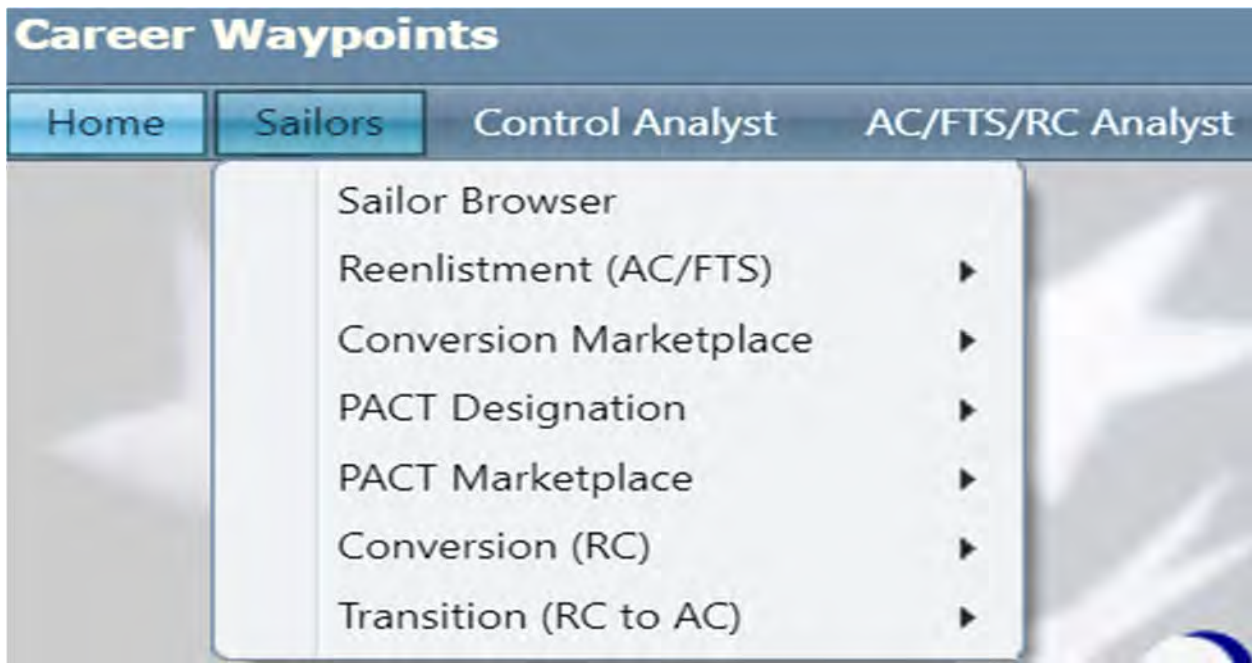


Figure 7-6- C-WAY Menu

FUNCTIONS OF C-WAY MODULES

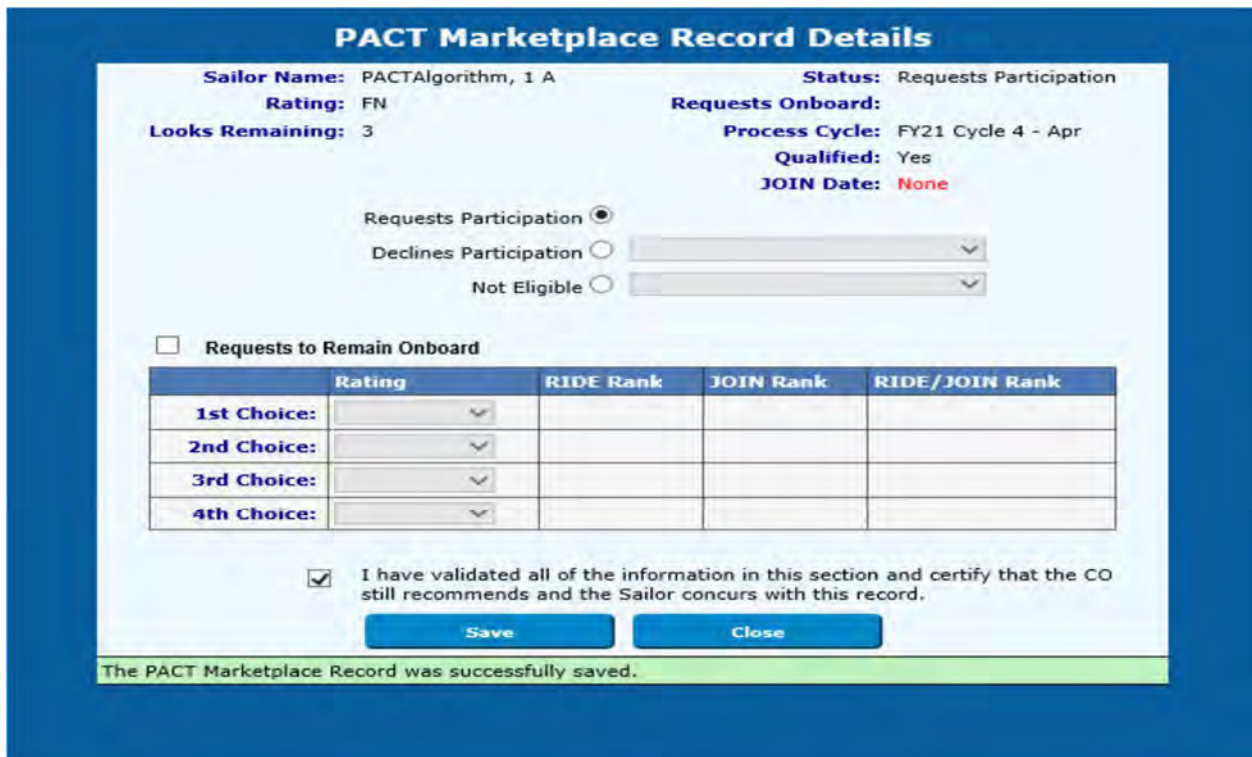
C-WAY-REEN

Counselors can submit an In-Rate Application directly from C-WAY. In addition, the Reenlistment (AC/RC) Application Browser shows the status of all C-WAY-REEN applications submitted by Sailors in the command. Counselors can edit applications submitted through C-WAY directly from this browser and build and print status reports for individual applications as well as for the entire command.

C-WAY-PACT MARKETPLACE

This is the only way for counselors to submit a PACT intention. In addition, the PACT marketplace browser shows the status of all PACT Marketplace applications submitted by Sailors in the command. Counselors can find which applications have been approved, rolled over, or rejected and identify those Sailors who are required to reapply. Counselors can build and print status reports for individual applications as well as for the entire command.

Note: Sailors > PACT Marketplace > PACT Marketplace Browser > Records Details.



PACT Marketplace Record Details

Sailor Name: PACTAlgorithm, 1 A Status: Requests Participation
 Rating: FN Requests Onboard:
 Looks Remaining: 3 Process Cycle: FY21 Cycle 4 - Apr
 Qualified: Yes
 JOIN Date: None

Requests Participation Declines Participation
 Not Eligible

Requests to Remain Onboard

	Rating	RIDE Rank	JOIN Rank	RIDE/JOIN Rank
1st Choice:	<input type="text"/>			
2nd Choice:	<input type="text"/>			
3rd Choice:	<input type="text"/>			
4th Choice:	<input type="text"/>			

I have validated all of the information in this section and certify that the CO still recommends and the Sailor concurs with this record.

The PACT Marketplace Record was successfully saved.

Figure 7-7- PACT Marketplace Record

C-WAY-TRANS RC/AC

Counselors may submit a C-WAY RC application to AC/TAR with or without a change in rating via C-WAY-TRANS. In addition, the transition (RC/AC) application browser shows the status of all C-WAY RC to AC/TAR applications submitted by Sailors in the command. Counselors can find which applications have been approved, rolled over, or rejected and identify those Sailors who are required to reapply. Counselors can edit applications submitted through C-WAY directly from this browser and build and print status reports for individual applications as well as for the entire command.

All reserve personnel must have their Year Group (YG) established prior to C-WAY application. YG calculation combines the total Active days of service a Sailor has performed. This is taken from their Annual Retirement Point Record/Annual Statement of Service History (ASHOSH), and subtracted by the desired start date of the C-WAY application using the calculation below:

YG CALCULATION

Active Duty Days: _____
AT/ADT Days: _____
Inclusive Day: + 1 _____
Total: _____ (Convert to YY MM DD Format)

	YY MM DD	Desired Start Date
-	<u>YY MM DD</u>	Total Active Service
=	YY MM DD	Adjusted Active Duty Service Date (ADSD)

YG _____ (Fiscal Year October 1 - September 30)

C-WAY CONVERSION (C-WAY-CONV) FOR RC

Counselors may submit a C-WAY RC conversion directly from C-WAY. In addition, the Conversion (RC) Application Browser shows the status of all C-WAY RC conversion applications submitted by Sailors in the command. Counselors can find which applications have been approved, rolled over, or rejected and identify those Sailors who are required to reapply. Counselors can edit applications submitted through C-WAY directly from this browser and build and print status reports for individual applications as well as for the entire command. For information on "A" school training, refer to MILPERSMAN 1236-020.

THE CAREER COUNSELOR (CC) ROLE IN C-WAY

Associated job functions and tasks enable CCCs and department CCs to enter, edit, and qualify C-WAY jobs and PACT openings.

Counselors will "qualify" the Sailor to view eligibility for any and all ratings, which maximizes the likelihood of training success by matching an individual's specific cognitive abilities (measured by ASVAB) to the specific technical training requirements of a job.

Note: Sailors > Sailor Browser > Search Sailors > Edit > Qualify

Summary

SSN: DoD ID:
Last Name: First Name: Middle Initial:
Gender: Date of Birth:

General Information

ASDS: UIC: US Citizen:
Service Code: Department: Parents U.S. Born:
Paygrade: Secondary UIC: All immediate family US Citizens:
Current Rating: Secondary Department: Civilian Education:
Previously Held Rating: Prospective Rate:
Security Clearance: Security Clearance Date:

Test Scores & Evaluations

Medical

Legal & Moral

CTO Support

Figure 7-8- Sailor Browser Qualify Function

The "Notes" section of C-WAY is intended as an opportunity to allow communication between the Career Counselors and the Enlisted Community Managers. If the Sailor recently earned their warfare device or an NEC, and it is not reflected in the C-WAY "Sailor Details" page, verify receipt and make a note. Warfare devices and NECs cannot be updated by BUPERS-328.

Note: Sailors > Sailor Browser > Notes



Figure 7-9- Sailor Browser Notes Function

C-WAY ASSIGNED ROLES

Role	Assigned Function
Command Career Counselor	<ul style="list-style-type: none"> - Edit and qualifies - Submits C-WAY applications and reviews their status - Defines departments within responsible UIC(s) <ul style="list-style-type: none"> - Creates departmental CC accounts - Assigns departmental CCs to UIC/department pairings
Department Career Counselor	<ul style="list-style-type: none"> - Assists CCCs to enter, edit, qualify, and rank Sailor data to C-WAY

Table 7-1- Assigned Functions by Role

CCC shall explain the Self-Service function to Sailors. The Sailor Self-Service Access enables individual Sailors with an internet connection and a Common Access Card (CAC) to directly access C-WAY functions, as well as view their entire C-WAY record.

C-WAY REPORTS

CCC's have the ability to pull multiple reports in CWAY to assist in the management and reporting of the Career Development Program (CDP). Two of the main reports are listed and described below.

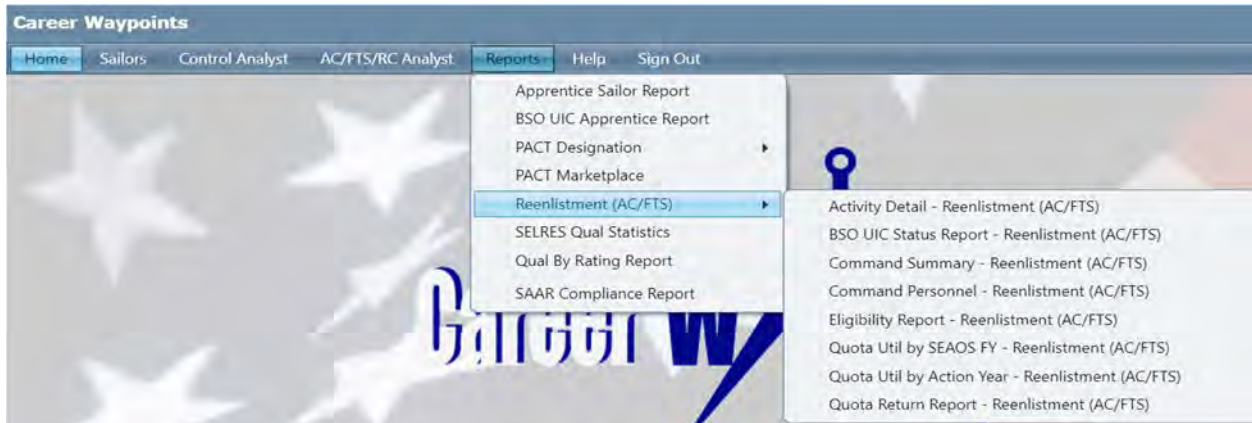



Figure 7-10- Command Summary Report

The Command Summary Report allows the CCC to pull all approved C-WAY letters for the command. This report also lists all Sailors "Denied Final Active" in C-WAY and those that do not meet general reenlistment eligibility.



Figure 7-11- Apprentice Sailor Report

The Apprentice Sailor Report provides the CCC with a one stop shop on the status of every PACT Sailor's qualification status in C-WAY. Additionally, the blue hyperlink listed in the "Onboard" column will provide a detailed report for all PACT Sailors within the command.



Apprentice Sailor Report 03/23/2022

[Export](#)

UIC	Command	Onboard	Total Qualified	Total Submitted	Onboard Airman	Qualified Airman	Submitted Airman	Onboard Fireman	Qualified Fireman	Submitted Fireman	Onboard Seaman	Qualified Seaman	Submitted Seaman
N21412	CVN 73 GEORGE WASHINGTON	222	220	1	170	170	1	22	21	0	30	29	0

Figure 7-12- Pact Detailed Report

COMMUNITY HEALTH CATEGORIES IN C-WAY

Open Reenlistment- Sailors in undermanned skill sets; equal to or less than 98%. Formerly known as undermanned.

Balanced Reenlistment- Sailors in skill sets that are fully-manned; 98% - 102%.

Competitive Reenlistment- Sailors in skill sets that are over-manned or have special requirements; equal to or greater than 102%. Formerly known as overmanned.

JOB OPPORTUNITIES IN THE NAVY (JOIN)

C-WAY gives job opportunities to Sailors based on eligibility, aptitude fit, and needs of the Navy. The JOIN module adds the Sailor's interest in Navy jobs. It allows CCCs to guide Sailors in a direction that may provide the best opportunities for advancement (OPEN ratings), the best FIT to successfully complete training (RIDE Rank), and now CCCs have a tool that allows this combination to add the Sailor's interest (RIDE/JOIN Rank). In summary, CCCs know what the Sailor's opportunities are and know what the Sailor is interested in doing. This should allow CCCs to optimize the counseling sessions.

Once Sailors have completed the JOIN survey, they are directed to report to their CCC for the results or can review results using C-WAY Self-Service in BOL. The survey results are automatically fed into C-WAY.

C-WAY USER GUIDE

In conjunction with this article, a C-WAY User Guide has been developed to provide detailed procedural information on the execution of C-WAY. The C-WAY User Guide will be updated on a regular basis and is located on the MyNavy HR website. You can access the C-WAY User Guide online in the Career Counselor > C-WAY section.

CHAPTER EIGHT
MYNAVY ASSIGNMENT (MNA)

INTRODUCTION

MNA is designed and used by Sailors, Command Career Counselors (CCC), and command personnel. The web-based system allows Sailors to view available jobs and make their own applications or through their CCC. Sailors can view MNA through the following secure web site: <https://mynavyassignment.navy.mil/>.

ACCESS REQUIREMENTS

For career counselor access or higher, please use OPNAV 5239/14 SAAR-N and NAVPERS 1330/3 Distribution Systems Request. Both forms are required to be digitally signed and sent by an encrypted email to: MyNavy_Assign.FCT@navy.mil upon completion. The following rules must be followed when filling out OPNAV 5239/14:

- Block 11 - contains access level requested and electronic data interchange personal identifier (Department of Defense Identification (DoD ID) number), usually on the back of your Common Access Card (CAC)
- Block 15 to 16B - Must be signed by your Commanding Officer (CO), Executive Officer (XO), or Officer in Charge (OIC)
- Blocks 18 to 21 - Must be completed by your Command Information Assurance Manager
- Blocks 26 to 30 - Must be completed by your Command Security Manager or whoever does security clearances for your command
- Once entered into the system, use your CAC to login

When applying you will need to complete NAVPERS 1330/3, signed by your CO, XO, or OIC. The signature block on this form must match the signature block on the OPNAV 5239/14. The following information will be completed:

- Section I - Must be completely filled out
- Section II - Check the role(s) for the level of access you are requesting

- Remarks block - Allows you to describe additional information needed, example: additional UICs
- When requesting more than 5 UICs attach an excel spreadsheet
- Accounts will be removed under the following conditions: CAC expiration date, PRD, and security clearance
- For additional information, see the MyNavy Assignment page on the MyNavy HR Website
- NAVPERS 1330/3 is located at:
https://www.mynavyhr.navy.mil/Portals/55/Reference/Forms/NAVPER/NAVPERS_1330-3_Rev08-21.pdf?ver=CKKjpyUaVQ9Sd9fywwyXFQ%3d%3d

When a user transfers, the gaining command must resubmit a new access request - no exceptions. Users should receive confirmation via email that an account has been created within 72 hours of receipt.

For CAC binding resets, disabled accounts, or other inquiries, contact the MNA support staff at MyNavy_Assign.FCT@navy.mil.

CCC ROLES

ENLISTED COMMAND CAREER COUNSELOR ROLE: This role is designed to be utilized by a command's enlisted career counselor in assisting Sailors with viewing potential future jobs in MNA and has the ability to make selections upon a Sailor's behalf. Requests for Enlisted Command Career Counselor should typically be limited to a single command where the person is stationed, however multiple commands may be assigned based on the specific situation.

ENLISTED COMMAND ROLE: This role is designed to be utilized by personnel at a command to review Sailor applications to jobs onboard, offered on MNA during the Sailor Application Phase. This role provides command comments and ranking of applicants. Requests for the Enlisted Command Role should typically be limited to a single command where the person is stationed, however multiple commands may be assigned based on the specific situation.

MNA roles for CCC's that service reserve personnel are: Reserve CCC, and Reserve Command roles, as required.

Additional Roles within MNA include: Activity Manning Manager (AMM), Activity Manning Support (AMS), View Only, Type Commander (TYCOM), Immediate Superior-In-Command (ISIC), and Allocation Manager. CCC's are required to have View Only access.

TIMELINES

The CCC should print and post the MNA schedule found on the MyNavy Assignment homepage every month.



Figure 8-1- MNA Schedule

The following chart applies to Active Duty job applications:

PRIOR TO PRD	ACTION TO BE TAKEN
18-12 Months	<ul style="list-style-type: none"> - Submit Projected Rotation Date (PRD) change request if command or Sailor desires to adjust PRD based on operational needs or to match PRD to Soft Expiration of Active Obligated Service (SEAOS) - Sailor updates Duty Preferences and My Resume - Sailor applies for any special programs 12-15 months prior to PRD - Sailor can apply for direct conversion, normally 15-12 months prior to PRD
12 Months	<ul style="list-style-type: none"> - Sailor enters negotiation window - Sailor applies for up to 7 billets in MNA. Utilize the MNA Negotiation Window Table on the MNA page on the MyNavy HR website - Sailors can apply for conversion-out opportunities

	- Professional Apprentice Career Track (PACT) Sailors begin rating designation process
6 Months	- If Sailor has not yet been selected for orders, detailers issue orders to Sailor based on the highest priority vacant billets

Table 8-1- MNA Active Duty Timeline Chart

Note: Sailors may access MNA anytime to view jobs, perform searches, and bookmark desirable jobs.

Reserve Component (RC) MNA is executed on a quarterly basis rather than a monthly basis. This is an effort to ensure each Selected Reserve (SELRES) Sailor has adequate opportunity to submit for orders during their MNA window and are not disadvantaged by drill scheduling issues. The quarterly schedule will ultimately result in every SELRES PRD falling on the last day of March, June, September, or December.

The following chart applies to SELRES job applications:

PRIOR TO PRD	MNA	ACTION TO BE TAKEN
		- Billets are made available on MNA when the current occupant is 180 days from PRD
180 days prior to PRD	First Cycle	- Review Reserve MNA calendar - Review MNA available billets - Main Phase: All personnel eligible to apply for up to 7 valid billets - Local Phase: Cross Assigned (CA) or In Assignment Processing (IAP) personnel eligible to apply for up to 7 valid billets
Next Quarter	Second Cycle	- Review Reserve MNA calendar - Review MNA available billets - Main Phase: All personnel eligible to apply for up to 7 valid billets - Local Phase: CA or IAP personnel eligible to apply for up to 7 valid billets
	Results	- Selections are announced on or about the first day of the subsequent calendar quarter - A member can be forced out of a billet through it being advertised on MNA and subsequent assignment of said billet to another Sailor

Table 8-2- MNA SELRES Timeline Chart

RC2AC/RC2TAR members must contact their detailer immediately following reenlistment to negotiate for orders. Member must be prepared to transfer at the convenience of and per needs of the Navy. Once gained to the Active Component (AC), the appropriate detailer will draft the member's orders within 5 working days, to include any intermediate stops.

Upon execution of orders, TSC will process the loss transaction from the Navy Reserve Activity (NRA) within 4 days. The gaining servicing TSC will process the gain transaction to the member's new assignment within 4 days once the member reports.

NAVIGATION AND FEATURES

HOME PAGE

The Enlisted CCC Home Page collects information that a Counselor needs on a regular basis. All listings have useful links to functions and information. The home page populates based on all commands the CCC has access to and contains the following: Advertised Jobs, Prospective Losses (Sailors who are either in or past the negotiating window, have no PRD or Orders), and/or Navy Reserve Center (NRC) Applications (NRC applications submitted by Sailors at your command).

Select	SSN	Name	Rate	Service Component	UIC	Command Name	Command Location	Military Ord Source	Navy Housing	PRD	Gender	Type	Duty	Platform Type	Apps
<input type="checkbox"/>			OM3	ACTIVE	57012	COMNAVRANT	VA, NORFOLK			JUN22	F	SHORE		ODTY	3
<input checked="" type="checkbox"/>			MMC	ACTIVE	57012	COMNAVRANT	VA, NORFOLK			AUG22	M	SHORE		ODTY	5
<input type="checkbox"/>			ATCS	ACTIVE	4385A	CNAL TRNG TEAM	VA, NORFOLK			MAY22	M	SEA		ODTY	7
<input type="checkbox"/>			YNC	ACTIVE	57012	COMNAVRANT	VA, NORFOLK			MAY22	F	SHORE		ODTY	7
<input type="checkbox"/>			YN2	ACTIVE	57012	COMNAVRANT	VA, NORFOLK			FEB23	M	SHORE		ODTY	7
<input type="checkbox"/>			ATC	ACTIVE	57012	COMNAVRANT	VA, NORFOLK			DEC22	M	SHORE		ODTY	14
<input type="checkbox"/>			ABH3	ACTIVE	57012	COMNAVRANT	VA, NORFOLK			FEB23	F	SHORE		ODTY	15
<input type="checkbox"/>			ABHCS	ACTIVE	4385A	CNAL TRNG TEAM	VA, NORFOLK			DEC22	M	SEA		ODTY	6
<input type="checkbox"/>			EMCM	ACTIVE	40905	CNAF EAST TTSHOR	VA, NORFOLK			AUG22	M	SHORE		ODTY	11
<input type="checkbox"/>			LS2	ACTIVE	57012	COMNAVRANT	VA, NORFOLK			NOV22	F	SHORE		ODTY	27

Figure 8-2- MNA Homepage

Options under the home menu include: View My Homepage, View My User Profile, View My Area of Responsibility, and Change Roles.



Figure 8-3- MNA Options under Homepage

SAILOR INFO

The Sailor Info menu includes Active/TAR Personnel Detail, Active/TAR Personnel Search.



Figure 8-4- MNA Options under Sailor Info

The Sailor Personnel Detail is a snapshot of certain data fields in a Sailor's service record that affect distribution. You can view Personnel Detail for onboard Sailors and Sailors who have applied for jobs. Personnel Detail supplies 4 sections of information (Professional, Personal, Support, and Special Pays Information) and provides links to other Sailor data.

Figure 8-5- MNA Personnel Detail Page

The Sailor History tab provides information on a Sailor's Navy Enlisted Classification Codes (NEC), schools, physical readiness data, EVAL/FitReps, and warfare qualifications.

Activity Name	Position Type	Position Title	NEC	...
...

Designation	Warfare Qualification	Type
...

Figure 8-6- MNA Sailor History Page

The Sailor Preferences tab shows the Sailor's desires for next job assignment, career goals, school goals, and Special Program interest (this link will be visible only if the Sailor has Duty Preferences on file in MNA).

Figure 8-7- MNA Sailor Preference Tab

The Sailor Application History tab shows all applications successfully submitted by or for the Sailor in the last 5 years.

Displaying Applications 1-17 of 17																	Total Applicants 17	
Pref	Rate	UIC	Activity Name	Current Location	App Status	COG ID	Detailer ID	Sailor Bid	Incentives	App Type	A-School	ATI	App Date	Branch	Detailer Comment	ETJ		
Advanced	NC1	89191	NAS OCEANA VA	VA, VIRGINIA BCH OCEANA	VOID				NO				2020-01-15	ACTIVE		View ETJ		
1	NC1	37910	COMNAVLANLANT	VA, NORFOLK	POSTED				NO				2020-01-15	ACTIVE		View ETJ		
1	NC1	44381	TPU NORFOLK	VA, NORFOLK	APPLIED				NO				2019-11-07	ACTIVE	Congratulations, you have been selected to this...	View ETJ		
2	NC1	10054	MARBIC NORVA	VA, NORFOLK	VOID				NO				2019-11-07	ACTIVE	Congratulations, you have been selected to this...	View ETJ		
3	NC1	83376	MPAGE NORVA	VA, NORFOLK	VOID				NO				2019-11-07	ACTIVE		View ETJ		
4	NC1	90261	NETC SITE EAST	VA, VIRGINIA BEACH	VOID				NO				2019-11-07	ACTIVE		View ETJ		
1	NC1	42668	ACU 2 SHORE C	VA, VIRGINIA BCH L CREEK	TAKEN				NO				2019-09-04	ACTIVE		View ETJ		
2	NC1	50198	PHB DEG	VA, VIRGINIA BCH L CREEK	TAKEN				NO				2019-09-04	ACTIVE		View ETJ		
3	NC1	96210	HSC 2	VA, NORFOLK	TAKEN				NO				2019-09-04	ACTIVE		View ETJ		
4	NC1	98261	NETC SITE EAST	VA, VIRGINIA BEACH	TAKEN				NO				2019-09-04	ACTIVE		View ETJ		
Advanced	NC1	21826	DDG 58 LABOON	VA, NORFOLK	POSTED				NO				2019-04-21	ACTIVE		View ETJ		
Advanced	NC1	35666	EEG 98 J DUBHAM	FL, MIAMI	VOID				NO				2018-01-07	ACTIVE		View ETJ		
1	CTT2	39271	NAVSTA SAN DIEGO	CA, SAN DIEGO	TAKEN				NO				2012-10-16	ACTIVE	Selected for other bid.	View ETJ		
2	CTT2	42188	NAVSTA CORRY STA	FL, PENSACOLA	POSTED				NO				2012-10-16	ACTIVE	Congratulations on your selection.	View ETJ		
3	CTT2	42188	NAVSTA CORRY STA	FL, PENSACOLA	TAKEN				NO				2012-10-16	ACTIVE	Selected for other bid.	View ETJ		
4	CTT2	85782	NAVSTA JAS NORVA	VA, NORFOLK	TAKEN				NO				2012-10-16	ACTIVE	Selected for other bid.	View ETJ		
5	CTT3	37584	NAVSTA CO DENVER	CO, DENVER	TAKEN				NO				2012-10-16	ACTIVE	Selected for other bid.	View ETJ		

Figure 8-8- MNA Sailor Application Tab

The Sailor Alert History tab shows Cumulative Alerts, Gates, Flags, and Notifications.

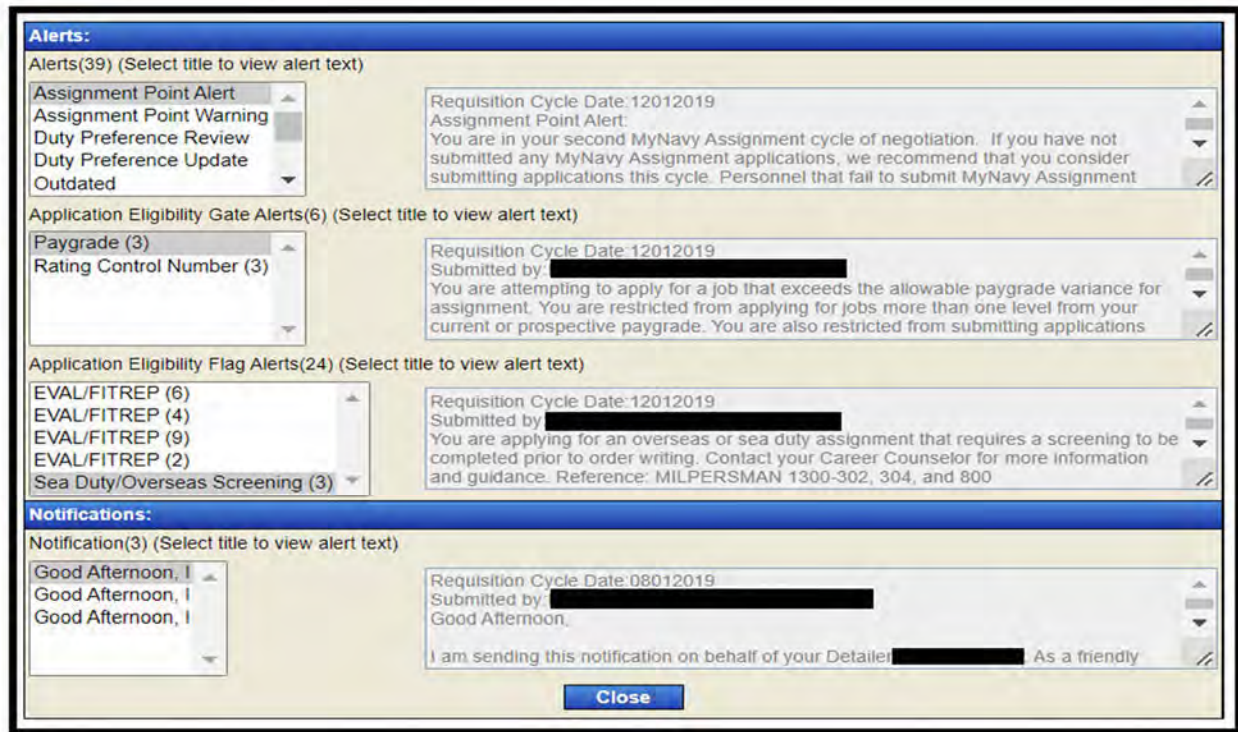


Figure 8-9- MNA Sailor Alert Tab

The View Resume tab is where the Sailor verifies that their information is correct.

Sailor Resume

Assignment History

COMNAVAIRLANT	U.S. BASED SHORE DUTY	NC1/NC1	16SEP2020 - Present
DDG 58 LABOON	U.S. BASED SEA DUTY	NC1/NC1	03AUG2016 - 31AUG2020
S NETC OBT LS NF	U.S. BASED SHORE DUTY	NC1/NC1	10JUL2016 - 05AUG2016

Display More Assignments

791F Command Pay and Personnel Administrator (A16A) **MAY2017** **805A** Instructor **AUG2013**

Warfare

Information Warfare: 25-JAN-16
Surface Warfare Specialist: 25-APR-12

Professional Information

Time In Rate (TIR)	Date Of Rate (DDR)	Security Clearance Granted	Security Clearance Expiration	Career Waypoints (C-Way) Status	C-Way Date Granted
01JAN2014	N/A	SCI Eligible	NOVEMBER 2018	N/A	N/A

Education and Language Information

Highest Grade Completed: 12, HIGH SCHOOL DIPLOMA (12 YEAR/GRADE DAY PROGRAM CLASSROOM INSTR)

Education Major: N/A N/A
AFCT/ASVAB: 72

CDP: 3710
Complete Date: FEB2016

Display More School History

DLAB Score	Language	Reading	Writing	Speaking	Listening
000	N/A	N/A	N/A	N/A	N/A

No Aviation Maintenance Experience Data

Figure 8-10- MNA View Resume Tab (top)

DLAB Score: 000
Language: N/A
Reading: N/A
Writing: N/A
Speaking: N/A
Listening: N/A

No Aviation Maintenance Experience Data

Performance Data

From To	16NOV2020 15NOV2021	01SEP2020 15NOV2020	16NOV2019 31AUG2020	18NOV2018 15NOV2019	18NOV2017 15NOV2018
Paygrade	E6	E6	E6	E6	E6
Retention Recommendation	REC	REC	REC	REC	REC
Promotion Recommendation	MUST PROMOTE	PROMOTABLE	EARLY PROMOTE	PROMOTABLE	PROMOTABLE

Physical Fitness

Cycle	PFA Date	Category
FALL 2020	23-OCT-20	GOOD LOW
SPRING 2020	30-JUN-20	GOOD MEDIUM
FALL 2019	11-OCT-19	GOOD MEDIUM
SPRING 2019	18-APR-19	GOOD MEDIUM
FALL 2018	23-OCT-18	GOOD MEDIUM

Family Information

Marital Status: M

Primary Family Members: 2 - Spouse + 1 children or wards

Secondary Family Members: 0

Military Spouse: No

Military Spouse Affiliation: N/A

Military Spouse Status: N/A

Deployability Category (DCAT): Fully Deployable

Exceptional Family Member (EFM) Category: N/A

EFM Certification Date: N/A

Spouse Service Component: N/A

Military Spouse Branch: N/A

Resume Comments

Controlled Unclassified Information

Figure 8-11- MNA View Resume Tab (bottom)

JOBS

The Jobs menu includes Job Search, Active/TAR Search by UIC, View Community Notes.



Figure 8-12- MNA Jobs Menu

The Job Search tab is where the Sailor enters required input (Community/Pay Grade) and optional input. Click search and view the results.



Figure 8-13- MNA Job Search tab

Select	Apply	Type	Duty	S	# of Apps	Female Capable	Female Banking Available	Job Class	Severely	Rate	NEC(s)	EMC	First Term	First Term	UIC	Activity Name	Current Location	Prospective Location	Service Component
Open-Priority jobs																			
	Apply	SEA	2	11	11	YES	NO	NO	NO	191		830-174-Navsec	N	N	2102	000314000	VA NORFOLK		ACTIVE
	Apply	SHORE	7	8	7	YES	YES	NO	NO	192	72K-DIT	830-174-Navsec			2080	000417000	VA NORFOLK		ACTIVE
	Apply	SHORE	7	8	7	YES	YES	NO	NO	192		830-174-Navsec			2082	10000001	VA NORFOLK		ACTIVE
	Apply	SEA	7	7	7	YES	NO	NO	NO	192	93K-DIT	830-174-Navsec	Y		2184	000300001	VA NORFOLK		ACTIVE
	Apply	SHORE	8	14	11	YES	NO	NO	NO	192	72K-DIT	830-174-Navsec			2102	000314000	VA NORFOLK		ACTIVE
	Apply	SEA	2	11	11	YES	NO	NO	NO	191	72K-DIT	830-174-Navsec			1980	000314000	VA NORFOLK		ACTIVE
	Apply	SEA	2	12	11	YES	YES	NO	NO	192	80K	830-174-Navsec			4026	000311	VA NORFOLK		ACTIVE
	Apply	SEA	2	11	11	YES	YES	NO	NO	191	300K-PL	830-174-Navsec			5080	000314000	VA NORFOLK		ACTIVE
	Apply	SEA	2	12	11	YES	YES	NO	NO	191		830-174-Navsec	N	N	2060	000314000	VA NORFOLK		ACTIVE
	Apply	SEA	4	2	11	NO	YES	NO	NO	191	314	830-174-Navsec	N	N	2182	000314000	VA NORFOLK		ACTIVE
	Apply	SEA	4	7	6	NO	YES	NO	NO	191	314	830-174-Navsec			2142	000314000	VA NORFOLK		ACTIVE
	Apply	SEA	4	2	11	NO	YES	NO	NO	191	314	830-174-Navsec	N	N	2180	000314000	VA NORFOLK		ACTIVE
	Apply	SEA	2	21	11	YES	YES	NO	NO	191		830-174-Navsec	N	N	2086	000314000	VA NORFOLK		ACTIVE
	Apply	SEA	7	3	3	YES	NO	NO	NO	191		830-174-Navsec	N	N	6012	000314000	VA NORFOLK		ACTIVE
	Apply	SEA	8	11	11	YES	NO	NO	NO	191		830-174-Navsec	N	N	2192	000314000	VA NORFOLK		ACTIVE

Figure 8-14- MNA Job Search Results

The Submit Active/TAR function allows Sailors with the Enlisted Counselor Role (not Command Rep), to submit applications on a Sailor's behalf during the Application Phase. Access the application screen from multiple places within the system, including Job Search, Job Comparison, and Job Detail. No more than 7 applications are allowed for each Sailor during each application cycle. You must rank each application according to preference (1 - 7, with 1 being most desired).

Locate desired job and select the option to apply.

Figure 8-15- MNA Submit by Job

Enter Sailor SSN and click Load Sailor Data

Figure 8-16- MNA Load Sailor Data in Job

Verify the correct Sailor name displays and select a preference for the application. Enter comments to the Detailer and the Sailor Bid if it is an Assignment Incentive Pay (AIP) job.

SELECT

Make Preference light green for this job (if not already green), and then click apply. Respond to system messages to complete or cancel application submission, as appropriate.

DIRECT CONVERSION REQUESTS

MNA allows Sailors interested in rating conversion to view open positions and determine their potential fit for those positions before the conversion process begins. Rate change requests will be made, approved, and processed within MNA. If quotas out of the Sailor's current rating are not available, Sailors will not normally be able to submit conversion applications.

- Direct conversion requests allow Sailors outside their negotiation window to apply for a job with a different rating
- Enlisted Community Managers (ECM)s have the ability to set a "black out" time, also called a direct conversion threshold, prior to a Sailor entering their order negotiation window. The conversion threshold prevents Sailors from making a direct conversion request in that time frame
- Sailors in their orders negotiation window can request conversion by applying to a job in a rating for which they qualify, assuming that their current rating has out-quotas. Conversion out opportunities are displayed by year group, NEC (if ECM populated), and number of out-quotas

Submit Direct Conversion Requests for Sailors: If a Sailor assigned to one of the counselor's UICs is eligible for direct conversion, the counselor's view of the Sailor's personnel detail page will include a button for submitting a request on the Sailor's behalf.

To be eligible to submit a direct conversion, a Sailor must: Have a PRD that is greater than the direct conversion threshold (at least 1 month beyond the beginning of the orders negotiation window), have conversion data from Career Waypoints, and have the presence of any rating and RIDE/JOIN scores on the personnel detail pages.

Support Information					
Career Waypoints (C-WAY)					
PACT Eligible					
No					
Qualified Conversion Ratings	ETN	EMN	MMN	CTN	MC
RIDE/JOIN Rank	N/A	N/A	N/A	N/A	N/A
JOIN Rank	N/A	N/A	N/A	N/A	N/A
RIDE Rank	8680	8680	8680	8395	8395

Figure 8-17- MNA RIDE/JOIN Scores

To be approved automatically, a direct conversion request requires: Sailor is eligible for the requested rating; an out-quota exists matching the Sailor's rating, pay grade, year group, and service component (Active or TAR); an in-quota exists matching the desired rating, Sailor's pay grade, year group, and service component.

Access the personnel details page of an eligible Sailor desiring direct conversion:

- Go to the Support Information section to see the qualified ratings for the Sailor
- Scroll to the bottom of the page and click Submit Conversion Request
- In the pop-up window, click the down arrow to access the list of ratings
- Select the Sailor's desired Conversion Rating and then click Submit

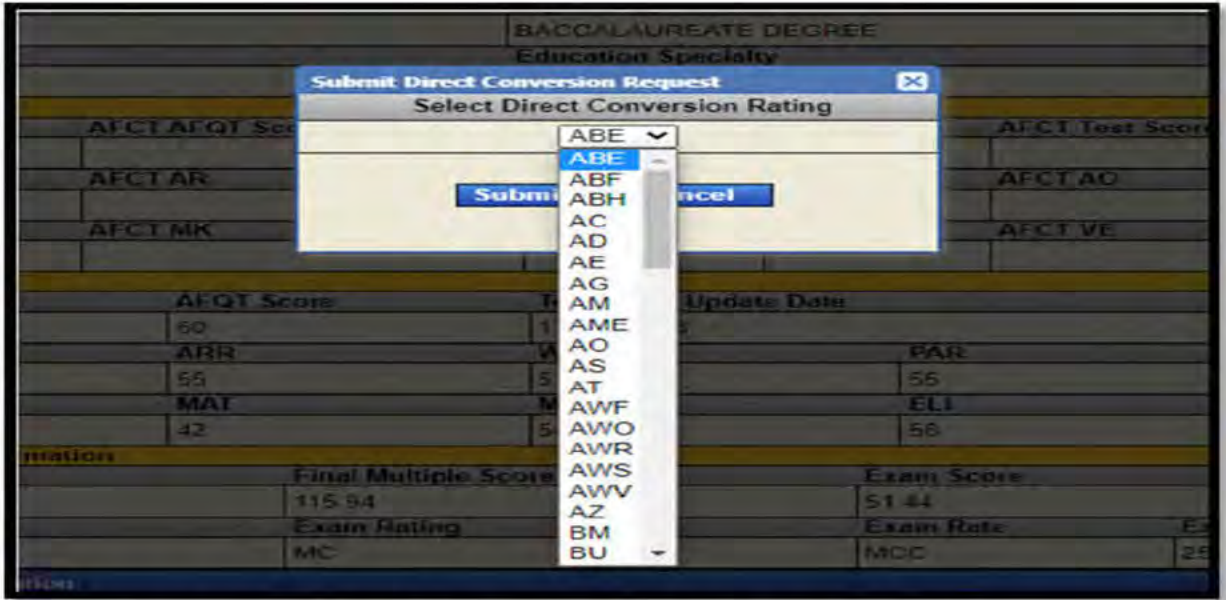


Figure 8-18- MNA Submit Direct Conversion Request

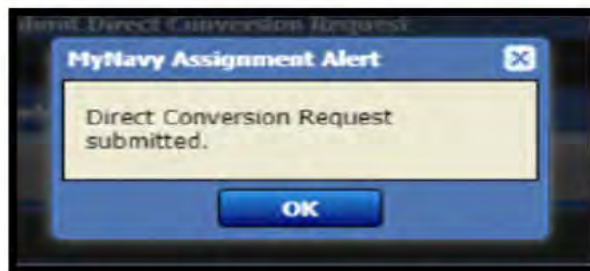


Figure 8-19- MNA Submit Direct Conversion Request Confirmation

The response you receive will depend on workflow requirements as determined by the Sailor's qualified ratings, out-quotas of the Sailor's current rating, and in-quotas of the requested rating. If the Sailor's request was auto-disapproved, you may reload the page and attempt to submit a direct conversion request to a different rating.

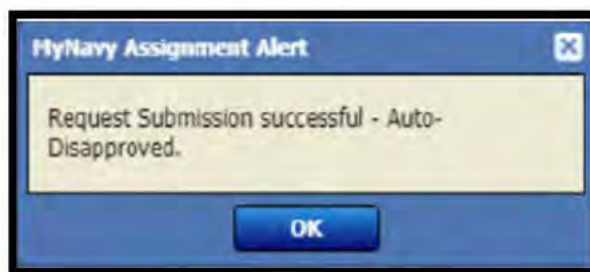


Figure 8-20- Direct Conversion Request Disapproved

If the request was auto-approved or successful and entered the workflow process, the submit conversion request button will no longer display for this Sailor.

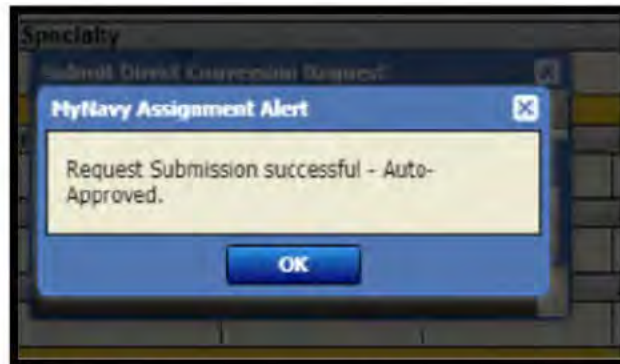


Figure 8-21- Direct Conversion Request Approved

PACT SAILOR DESIGNATION

PACT Sailors have the ability to apply for their rating and next duty station simultaneously.

- PACT Sailors must request participation for MyNavy Assignment via the C-WAY PACT Marketplace prior to submitting for rating/orders. They will follow the same basic order-negotiation process in MNA as other fleet Sailors. If a PACT Sailor selects to remain onboard and are denied, they will automatically be submitted for participation in MNA
- PACT Sailors will begin the rating designation process 12 months prior to their PRD and will apply via MNA for a maximum of 3 cycles

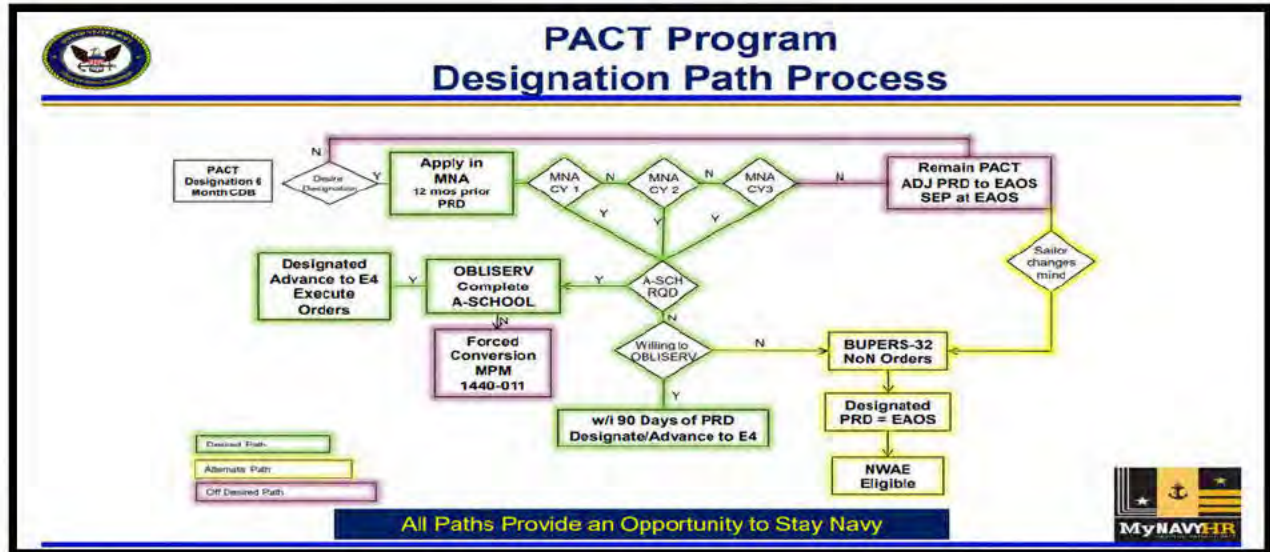


Figure 8-22- PACT Program Designation Path

- PACT Sailors who fail to select for a rate will have their PRD adjusted to match their Soft Expiration of Active Obligated Service (SEAOS). Sailors whose PRD has been adjusted to their SEAOS and desire to negotiate for a designation/requisition outside the normal negotiating window shall contact the PACT Community Manager at [PACT ADMIN.fct@navy.mil](mailto:PACT_ADMIN.fct@navy.mil) for negotiation
- PACT Sailors should submit up to 7 applications each MNA cycle, and Detailers will make job selections based on Sailor's PRD, training availability to meet the job requirements, and the needs of the Navy
- Those Sailors who meet their Obligated Service (OBLISERV) requirements for the new rating or incur a minimum of 24 months sea duty (whichever is greater), can be advanced to E4 with the approval of their Commanding Officer
- PACT Sailors will receive sea duty credit for the time they have served at sea. Sailors who decline to apply for designation will have their PRD adjusted to their SEAOS, will remain in a PACT status for the duration of their enlistment, and will not be eligible for reenlistment

APPLICATIONS

This menu includes Review Active/TAR Job Applications, View Incoming Active/TAR Job Applications, and View Active/TAR Results for Previous Cycle.

Review Active/TAR Job Applications: Once job applications are submitted, they may be reviewed until the detailer selection phase begins. They may be edited or deleted until the end of the current application phase. Counselors may edit the application comments, preference, or the Sailor bid (for AIP jobs). They can also opt to make the preference light green for the application.

View Incoming Active/TAR Applications: All incoming applications at your assigned command(s) will display when you access the incoming applications page. The display of applications includes links to assist in your review of applicants. You may access each applicant's personnel detail and other professional information; compare all applications for a single job or compare any number of applicants side by side.

View Active/TAR Results for Previous Cycle: Application results become available at the end of the selection phase. Results remain viewable until the next selection phase begins. You may see results for a specific Sailor, your entire command, or all applications you submitted for various Sailors.

SSN	DoDID	Name	Pref	Rate	BSC	Activity Name	Location	# of Apps	Status	CCC ID	Detailer ID	App Type	A-School	ATI	ETJ
			Admstr	CSC	2585	ENLAD NORVA	VA NORFOLK	1	POSTED						View ETJ
1	L32	23193	NAVSUP FLC SOUDA			GREECE SOUDA BAY		35	TAKEEN						View ETJ
2	L32	85848	ODG TS PORTER			SPAIN ROSA		8	TAKEEN						View ETJ
3	L32	80238	CLFNC BARRAB			BAHRAIN MANAMA		26	TAKEEN						View ETJ
4	L32	95329	LOC 19 B RIDGE			JAPAN, HOKKAIDU YOKOSUKA		21	TAKEEN						View ETJ
5	L32	40500	CLFNC BARRAB			BAHRAIN, MANAMA		16	TAKEEN						View ETJ
6	L32	94136	MSHQ2 DET GERM			GERMANY STUTTGART		36	TAKEEN						View ETJ
7	L32	21730	MSDU 1 SOUTHCAMP			HI PEARL HARBOR		28	TAKEEN						View ETJ
			Admstr	ETCB	97750	CVA 77 820 BUSH	VA NORFOLK	1	POSTED						View ETJ
1	L32	99435	ONRHO THO SEA			VA VIRGINIA BCH L CREEK		16	TAKEEN						View ETJ
2	L32	23912	BOCMU 6			VA VIRGINIA BCH L CREEK		21	TAKEEN						View ETJ
3	L32	90789	EOG ESU 2			VA VIRGINIA BCH L CREEK		19	TAKEEN						View ETJ
4	L32	19969	VP 45			FL JACKSONVILLE		45	TAKEEN						View ETJ
5	L32	19983	VP 26			FL JACKSONVILLE		46	TAKEEN						View ETJ
6	L32	18079	VP 18			FL JACKSONVILLE		47	TAKEEN						View ETJ
7	L32	38145	NAVSUP FLC BAH			BAHRAIN, MANAMA		27	TAKEEN						View ETJ

Figure 8-23- MNA Application Results

REPORTS

This menu includes three reports: Application Summary, Application Cancel, and Career Intention. Select the report, enter the search criteria and then click search. Where available, click links to view report details.

Application Summary Report displays the number of open requisitions per cycle for your command, applications made to those requisitions, and selections made for those applications.

Jobs Advertised	Applications Advised	Applied	Canceled	Directed	Ineligible	Not Selected	Pending	Posted	Selected	Taken	Void	No Decision	Onv Denied	Onv Cancelled
Open Jobs	1	14												
OSA Jobs														
View Only Jobs	4													
PACT Jobs														
Advance to Position Jobs														

Figure 8-24- MNA Application Summary Report

Application Cancel Report displays the number of applications initiated but not completed, and any associated gates or flags. Analyzing this data can aid in discussions with the ISIC/TYCOM on filling open jobs.

Type	Duty	Apps	Dates	C-WAY	WIS	NNPI	ACC	EFM	PG	RCN	COT	FERF	PRD	PFA	ActivePTS	Gender	Nomination	App Status	Conversion	ATI
Sea		0	0	0	0	0	0	0	0	0	0	0	0	0	0	0	0	0	0	0
Shore		1	2	0	0	0	1	0	0	0	0	0	0	0	0	0	0	1	0	0
OSA		0	0	0	0	0	0	0	0	0	0	0	0	0	0	0	0	0	0	0

Figure 8-25- Application Cancel Report

Career Intention Report displays summary of career intentions/ career interests for Sailors at your command, as specified in Sailor duty preferences. This information is informative during career development boards (CDB) and for command retention programs.

Required Input:		Optional Input:			
Communities		UIC	PRD(YMM)		FTS
EQ	▲	57012		-	<input type="checkbox"/>
ET					
ETN	▼				
		<input type="button" value="Search"/>		<input type="button" value="Clear"/>	

Click on [Number](#) to view Sailors

Type Duty	Valid Roller	Uncertain	Ext OnBoard	Discharge at EAOS	Fleet Reserve/Retire/HYT	SELRES Interest	FTS Interest	Active Duty Interest	No C-WAY Approved/Submitted	No Career Intention Specified
Shore Duty	0	1	0	0	0	0	0	0	1	2
Sea Duty	0	0	0	0	0	0	0	0	0	0
Sub Shore Duty	0	0	0	0	0	0	0	0	0	0
Sub Sea Duty	0	0	0	0	0	0	0	0	0	0

Figure 8-26- MNA Career Intentions Report

Note: Members who find qualifications missing from the MNA Sailor Info page must work with their CPPA to ensure proper documentation in NSIPS ESR and FLTMPS ETJ. It is not possible to update MNA directly.

RANKING AND COMMAND COMMENTS

The CCC shall also have access to the Enlisted Command role. This allows the command to rank applicants and make command comments. This feature is useful in assisting the detailers with making distribution decisions. This feature is only available under the Command Enlisted role.

Review applications to command jobs and provide comments to the detailer for each applicant during the "apply and command" phases. Rank applicants on a 1-to-5 scale for suitability to the job (1=least fit, 5=best fit).

For more information, review the MyNavy Assignment User's Guide on the MyNavy Assignment Page on the MyNavy HR website:

<https://www.mynavyhr.navy.mil/Career-Management/Detailing/MyNavy-Assignment/>.

MNA POC: MyNavy Assign.FCT@navy.mil;

MNA Reserve POC: CNRFC Enlisted Assignments@navy.mil

CHAPTER NINE
DEFENSE MANPOWER DATA CENTER (DMDC)

INTRODUCTION

DMDC is a website that houses multiple applications for the Transition Assistance Program (TAP). TAP currently consists of 3 user permission types of "Transition Assistance Operators"; Member, Manager and Counselor.

REQUESTING ACCESS

Users should contact the transition helpdesk to request access to the DMDC web site. The transition helpdesk will forward all access requests to the appropriate service's site security manager, who is responsible for providing guidance and authorizing users. All users will be required to complete a DD form 2875 System Authorization Access Request (SAAR) before being approved for access.

TECHNICAL REQUIREMENTS

- The log-in to TAP is protected by secure socket layer technology, and requires an internet browser that supports JavaScript
- To allow all pop-up windows the opportunity to properly launch, recommend the interface 'pop-up blocker' be temporarily disabled while using TAP
- For CAC log-in authentication, a CAC reader and associated software is required

USING THE TRANSITION ASSISTANCE PROGRAM (TAP) WEB APPLICATION

TAP supports secure login authentication for Department of Defense (DoD) Common Access Card (CAC) holders who have been approved by their Service's site security manager for authorized access.

After ensuring you have the minimum web browser requirements and your account was approved, you can access the TAP website following the below steps:

- The TAP log-in page displays
- Click the "Log-in" button

- The standard mandatory DoD notice and consent page displays
- Read the consent to monitor information and click the "OK" button
- The Registered User Logon page displays
- Click the "Continue" button to logon using your CAC (select non-email certificate)
- The TAP home page will be displayed

The home tab is the default landing page when you log-in to the application. Below the introductory paragraph is a current announcement and boxes that support the primary goals of DoDTAP: eForm Dashboard, Person Search, Sessions, VMET, Transition Reports, and Resources. You can click on any box to take you to that section of TAP or alternatively, you can select the applicable tab in the blue ribbon bar on top to navigate to the desired section.

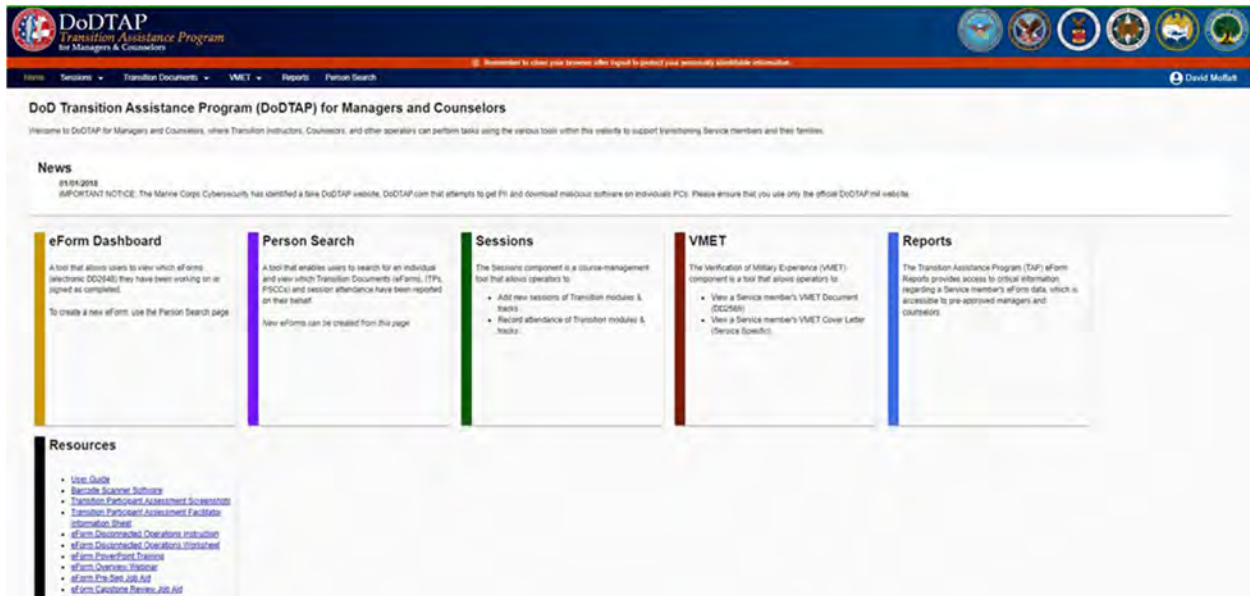


Figure 9-1- DoDTAP Homepage

E-FORM DASHBOARD

With the TAP Manager and Counselor user permissions, counselors can report, search for, edit, or delete e-forms. The e-form Dashboard allows the counselor to view both In-Progress and Completed e-forms. It assists the counselor in managing their Sailors throughout the TAP process by allowing them to accomplish:

- Submit, delete, and view initial counseling, pre-separation/capstone dates, and module/track completion data
- Report, search for, edit, and complete transition checklist (DD 2648 Pre-separation/Transition Counseling and Career Readiness Standards (CRS) e-form for service members separating, retiring, released from active duty (REFRAD), or being deactivated

DoDTAP
Transition Assistance Program
For Managers and Counselors

Home Sessions **Transition Documents** VMET Reports Person Search Logout

Transition Documents

- Transition Documents Overview
- Preseparation Counseling Checklist (DD 2648-1)
- ITP Checklist (DD2958)
- Transition Document PDF Upload
- My eForm Dashboard**
- Create New / Open eForm
- Transition Document FAQs

While editing a Transition Document, do not open a new browser tab to create/edit an additional form as it will merge the information resulting in an invalid form. Contact the Transition Helpdesk if this occurs.

My eForm Dashboard

This Dashboard displays all eForms that the logged-in user has worked on in the past, or is assigned to verify. To open an eForm in progress, select the Service member name from the In-Progress panel. For completed eForms, select the Service member's name to open a generated PDF copy of the DD form.

In-Progress eForms

Service Member	Grade	Anticipated Separation Date	Current Phase	Last Updated Date	Last Updated By
[REDACTED]	E4	2016/12/07	Capstone Review	2016/07/07	[REDACTED]

Note: In Progress eForms that are awaiting a Commander's Verification for more than 14 days will be listed as red on your dashboard until a Commander or Commander's Designee verifies the eForm.

Completed eForms

Service Member	Grade	Anticipated Separation Date	Completed Date	Last Updated By
[REDACTED]	E4	2016/10/10	2016/07/07	[REDACTED]

Note: Completed eForms will remain listed on your dashboard until their Anticipated Separation Date, at which point they will drop off your dashboard (but still be saved in the system).

Transition Helpdesk | VMET Helpdesk | Privacy Act Information | Link Disclaimer | DoDTAP for Managers and Counselors is maintained by DMDC.

Figure 9-2- DoDTAP e-form Dashboard

Figure 9-3- DoDTAP e-form Dashboard Search

PERSON SEARCH

Counselors can also search for their Sailors by their last name and either their DOD ID, or SSN. This assists the counselor in finding Sailors that they have not worked with before.

Figure 9-4- DoDTAP Person Search

VMET DOCUMENTS

Counselors can access Verification of Military Experience and Training (VMET) documents (DD-2586 and cover letter) from the VMET tab. VMET records update periodically.

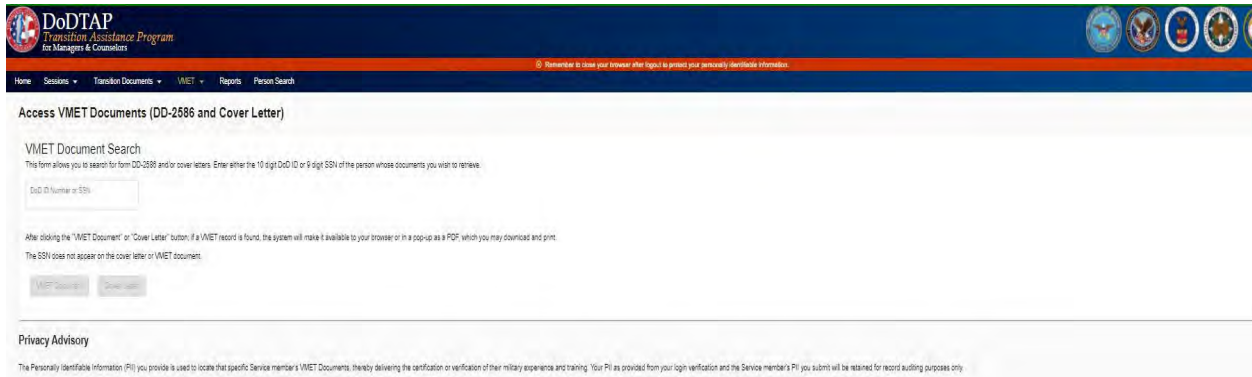


Figure 9-5- DoDTAP VMET Access

COMMANDER'S VERIFICATION

Commanders or their designees will receive e-mail notification and token-based access to review and verify compliance on a single dashboard and then notify managers/counselors of approval.



Figure 9-6- Commander's Verification of e-form

DISCONNECTED OPERATIONS

Disconnected Operations is only intended for situations where connectivity is not available (such as incarceration, hospitalization, or afloat units). When executing disconnected operations there will be an additional worksheet that will need to be completed.

The e-form disconnected operations worksheet can be found on the home tab and gives further instructions on disconnected operation procedures.

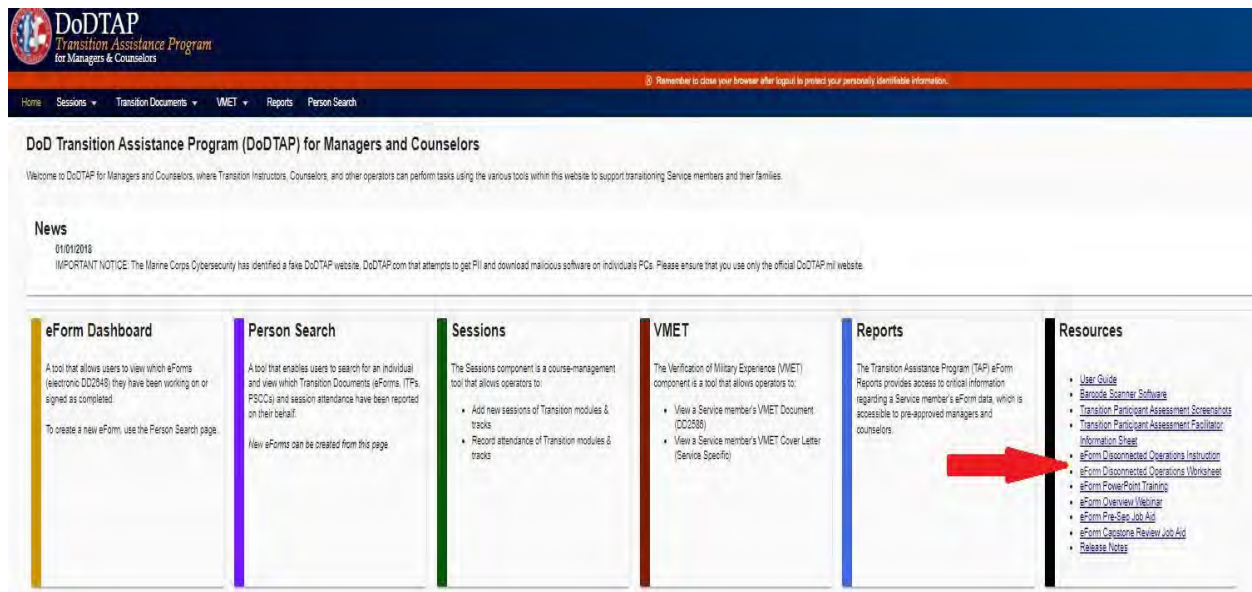


Figure 9-7- e-form Disconnected Operations Worksheet

For the most up-to-date information on the Transition Assistance Program, latest instructions, and processing of required forms visit:

<https://www.mynavyhr.navy.mil/Career-Management/Transition/Transition-TAP/>

CHAPTER TEN
NAVY RETENTION MONITORING SYSTEM (NRMS)

INTRODUCTION

The NRMS is a web-based application that is a component of Navy Standard Integrated Personnel System (NSIPS) analytics, with computer-based/online training, an electronic system authorization access request (SAAR) process, and helpdesk support. NRMS is the single authoritative source for retention metrics.

- Used to analyze, maintain, and disseminate command reenlistment and attrition data to fleet and other Echelon II commanders
- Used to monitor navy reenlistment and attrition trends
- Used by fleet and other echelon II commanders to evaluate benchmarks for command recognition awards such as Retention Excellence Award (REA), Best in Class (BIC), Reserve Personnel Program Excellence Award (RPPEA), and other recognition programs
- It has sophisticated business intelligence capabilities, including ad hoc reporting to support analysis
- It has standardized metrics (fleet and staff using same business rules)
- Used to validate transactions (e.g., reenlistments, extensions, separations, etc.) against the command retention-attrition report
- Used to inform Immediate Superior-in-Command (ISIC) of any discrepancies

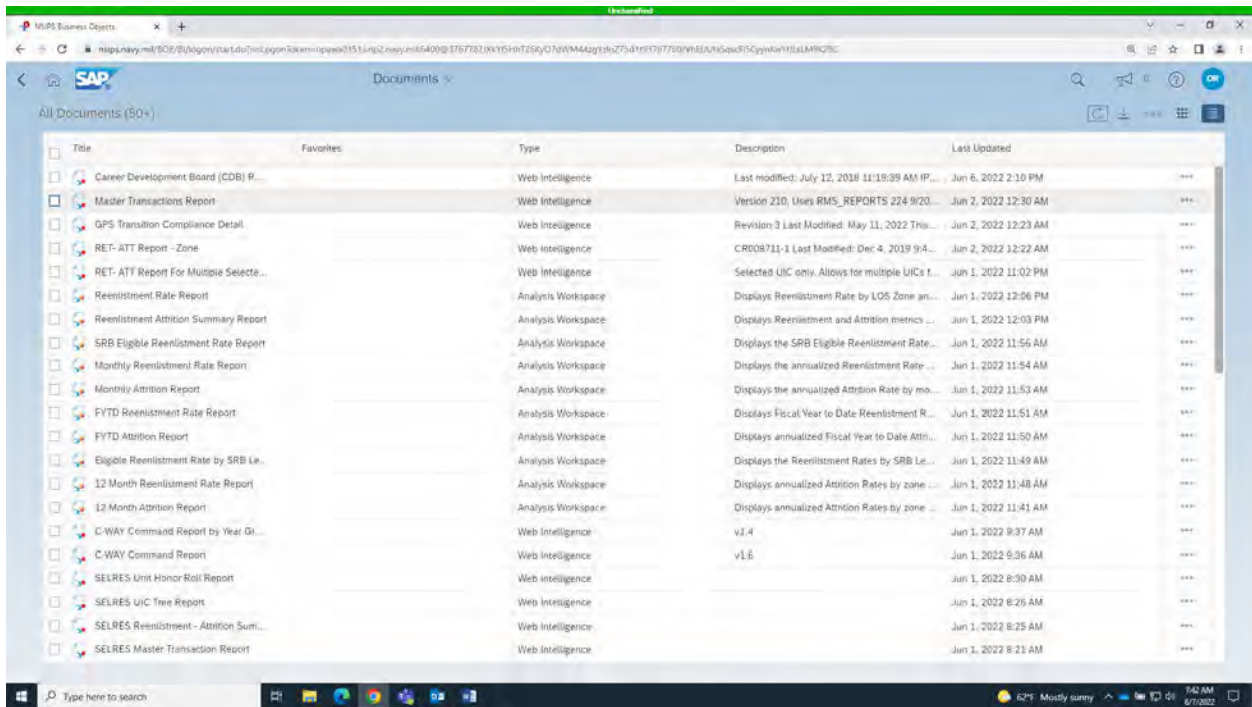


Figure 10-1- NRMS Documents

NRMS ACCESS

Your NRMS account will be created separately from your CIMS account, but will go through the same steps as creating your CIMS account. To request access to NRMS, navigate to the NSIPS website and look for the NRMS link to submit OPNAV 5239/14 SAAR-N online for access and to download the NRMS Power Points.

NRMS REPORTS:

Command Career Counselors (CCC) utilize NRMS to review the following reports:

- Retention/Attrition
- Transaction
- Career Information Program Analytical
- Unit Identification Code (UIC) Tree
- Soft EAOS Metric Cubes

- Transition Goals, Plans, Success Analytics

RETENTION-ATTRITION (RET-ATT) PROGRAM REPORTS

The CCC is the principal command advisor in all matters concerning the career development of Sailors and is responsible for monitoring retention and attrition statistics and preparing monthly and quarterly reports for submission to the CO. In order to track program effectiveness, the CCC must maintain data as outlined in OPNAVINST 1040.11(series). In the Career Counselor folder in NRMS, there are two types of reports that produce the same data but with the following exceptions:

- RET-ATT Report - Zone (provides query capability)
- RET-ATT Report - Zone - Less Prompts (no query capability)

RET-ATT Report - Zone has a query feature that allows commands to filter data. The query feature is labeled as "Report Group By" within the report prompt panel. Some of the "Report Group By" categories include, but are not limited to:

- Branch class
- Accounting category code
- Dependent category
- Duty type
- Education category
- Gender
- Primary Navy enlisted classification code
- Pay grade
- Platform
- Ship category
- Race/ethnicity

- Rating
- Region or area of responsibility

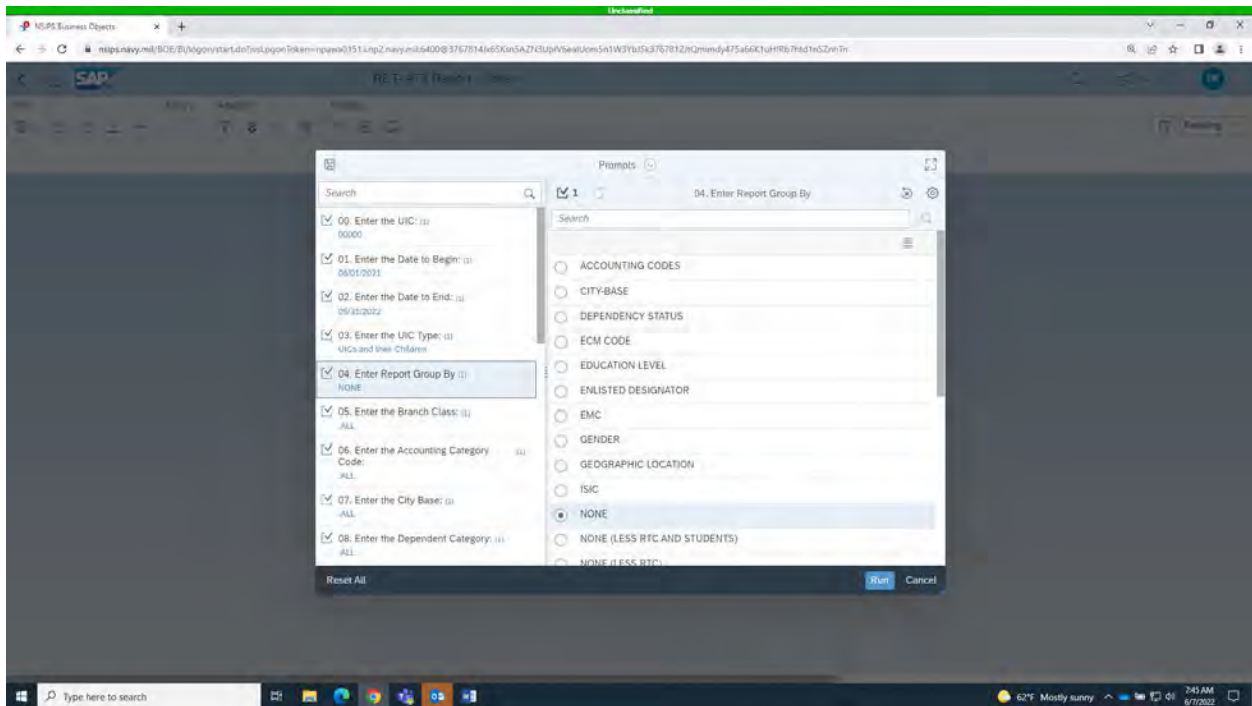


Figure 10-2- RET-ATT Report - Zone (With Prompts)

RET-ATT Report - Zone - Less prompts provide the data without the "Report Group By" feature.

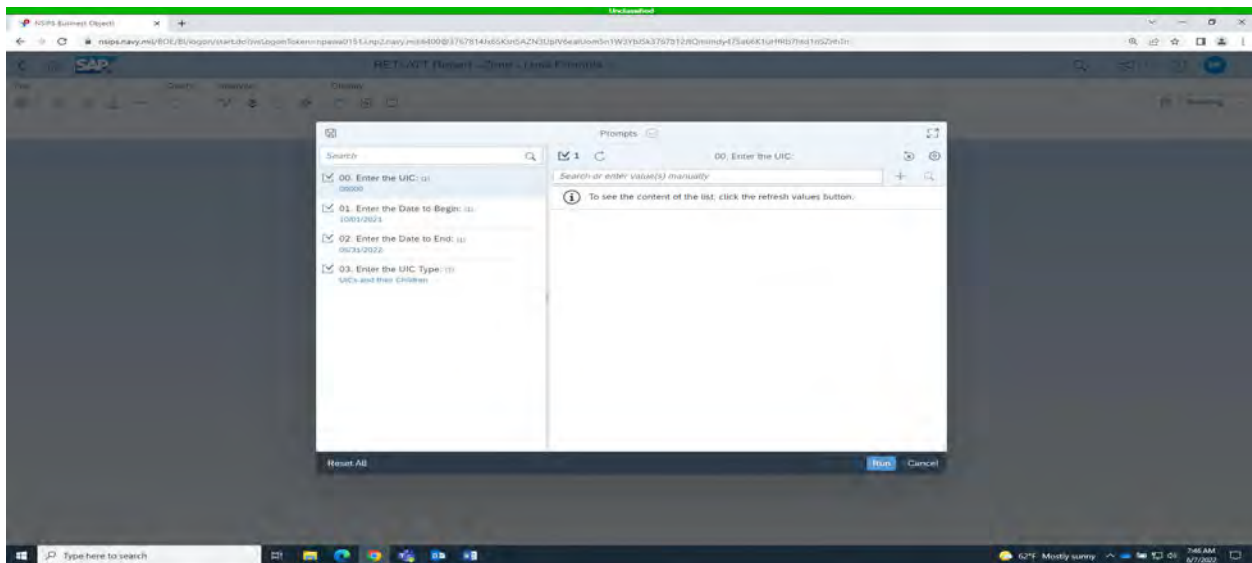


Figure 10-3- RET-ATT Report- Zone- Less Prompts

TRANSACTION REPORTS

The two types of transaction reports within NRMS are the Master Transaction Report and the Transaction Report. These reports complement the RET-ATT reports. RET-ATT report provides the numbers and the transaction reports provides the details (names, etc.) behind the numbers.

The transaction reports provide the list of transactions that are captured within NSIPS. These transactions include:

- Reenlistments
- Separations
- Operative extensions
- Retirements
- Fleet Reserve
- Non-qualifying extensions*
- Executed extensions*

Note: *Not displayed on the RET-ATT Reports.

The key differences between the transaction reports are:

- Master Transaction Report displays the data associated with the UIC and its children. The term "children" refers to subordinate UICs that are assigned under the parent UIC
- Transaction Report displays the data associated to the UIC only
- To verify your UIC structures refer to the UIC Tree Report

CAREER INFORMATION PROGRAM ANALYTICAL REPORT

The Career Information Program Analytical Report is located in the CIMS Analytics folder within NRMS and is compiled from CIMS and comprise the following:

- Retention/Attrition Report

- CDB completion rate
- C-WAY-Reenlistment submission rate
- Advancement statistics (last cycle)
- Physical Fitness Assessment (PFA) statistics (last cycle)
- College education level
- Career Development Training Course

CAREER INFORMATION PROGRAM ANALYTICAL REPORT for OPNAV (00011)
UIC(s) Selected: Selected UICs
Based upon Date Range: January 1, 2022 through February 28, 2022
Branch Class: USN & USNR FTS
of Months: 2

UIC: 00011 OPNAV

Career Information Analytical Report Section I
(based on entire date range selected)

RET/ATT Summary											
Zone	AT EAOS	Before EAOS	Ineligible Losses Before EAOS RE-4	Ineligible Losses Before EAOS Other	Reenl	RA	Reenl Rate	Reenl Rate With RA	RA Rate	Cross Section Att Rate	Avg Non EAOS Inv
A 0 - 6 Yrs	0	0	0	0	0	0	0.0%	0.0%	0.0%	0.0%	10
B 6+ - 10 Yrs	0	0	0	0	0	0	0.0%	0.0%	0.0%	0.0%	16
C 10+ - 14 Yrs	0	0	0	0	0	0	0.0%	0.0%	0.0%	0.0%	20
D 14+ - 19 Yrs	0	0	0	0	0	0	0.0%	0.0%	0.0%	0.0%	20
E 20 Plus Yrs	0	0	0	0	0	0	0.0%	0.0%	0.0%	0.0%	16
Total Less Zone E	0	0	0	0	0	0	0.0%	0.0%	0.0%	0.0%	67
Career Development Boards (CDB)	Reporting	6 Months	12 Months	18 Months	24 Months	36 Months	48 Months	60 Months	Total		
Completion Rate	0.0%	0.0%	0.0%	0.0%	75.0%	0.0%	100.0%	0.0%	50.0%		
Career Waypoints (C-WAY) Packages	Submitted		Approved in Rate		Conversions		Denied - Final		% On Time (SEAOs)		
Total Number	0		0		0		0		0.0%		

Career Information Analytical Report Section II
(based on date range 'End Date' Only)

Last Active Duty Advancement Cycle # 220		E4	E5	E6	E7	E8	E9		
Command USN		0.0%	100.0%	25.7%	0.0%	0.0%	0.0%		
Command FTS		0.0%	0.0%	0.0%	0.0%	0.0%	0.0%		
All Navy USN		39.6%	24.8%	19.8%	0.0%	0.0%	0.0%		
All Navy FTS		52.7%	24.9%	14.1%	0.0%	0.0%	0.0%		
Last PRT Cycle ()	Pass	Medl Waived		Fall	No Show		Excused	Unknown	
Total Percentage	0.0%	0.0%		0.0%	0.0%		0.0%	0.0%	
Current College Education Levels	E1	E2	E3	E4	E5	E6	E7	E8	E9
Associate Degree	0	0	0	0	2	2	3	1	1
Bachelor's Degree	0	0	0	0	2	7	6	1	1
Masters Degree	0	0	0	0	0	2	3	1	2
Current Career Development Training Course (CDTC)	Assigned		Trained		PCT				
Career Counselors	9		5		55.6%				



Figure 10-4- Career Information Program Analytical Report

UNIT IDENTIFICATION CODE (UIC) TREE REPORT

The UIC Tree Report produces the Chain of Command (COC) structure that is used for data roll-up and reporting within NRMS. The UIC type within reports has the option for "Selected UICs", "UICs and their Children", and "Children Only".

Sample UIC Tree Report, which shows the COC above the selected UIC and any commands that fall below a selected UIC.



```
00011 OPNAV
  00014 CNR ARLINGTON VA
    00173 NRL WASH DCNWCF
      31686 FLTSCIDEVRON ONE PAX RIVER MD
      44905 NRLSITEDET PTHUENEME SEA COMP
      48485 NAVRSCHLABSUPDET WASH DC
      48498 FLTSCIDEVRON ONE SUPPACT
      66846 NRLSITEDET PT HUENEME
      68288 NRL SITE DET (SEA COMPONENT)
    43503 ONR LO CLO POL TECH & ADV PROJ
    47556 MDA NATL TEST FAC
    62923 ONRG HQ SINGAPORE
      35997 ONR INT FLD OFF ASIA TOYKO JP
      40412 ONR GLOBAL DET SINGAPORE
    60158 ONRG DET PRAGUE
```

Figure 10-5- UIC Tree Report

The UIC filters within reports will use the structure from the UIC Tree Report when displaying data. The following definitions are used to determine which UICs are included in each report:

- Selected UICs: Displays data from only the UICs that are directly entered into the filter of a report

- **UICs and their Children:** Displays data from the UIC entered in a report filter and all UICs that are below the command within its UIC tree

CHILDREN ONLY: Displays data from only the UICs that are below the UIC that are entered in the report filter.

Note: CCC shall verify UIC tree. To correct UIC discrepancies contact your ISIC/TYCOM.

TRANSITION GOALS, PLANS, SUCCESS (GPS) ANALYTICS REPORTS

GPS Analytics Reports provide the capability to report and analyze active and reserve, officer and enlisted, transition GPS data via ad hoc and standardized reports down to the UIC level.

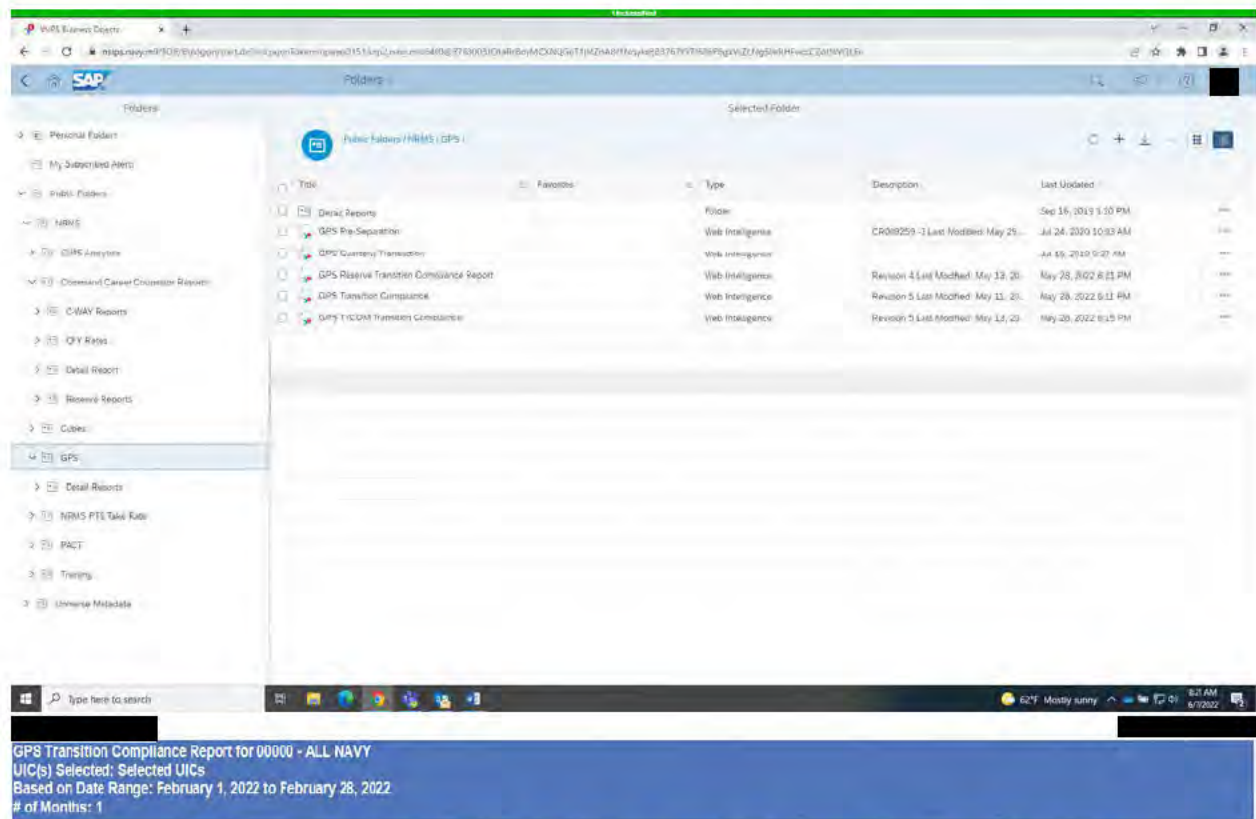


Figure 10-6- GPS Analytics Reports

REENLISTMENT STATISTICS

Reenlistment statistics are divided by five zones of enlistment:

Active Component
Zone A - 0 to 6 years
Zone B - >6 to 10 years
Zone C - >10 to 14 years
Zone D - >14 to 20 years
Zone E - >20 years

Table 10-1- Enlistment Zones

The following formulas are used to compute active duty retention statistics:

Reenlistment Rate (Aggregate) =	$\frac{\text{Reenlistments} + \text{LTE}}{\text{Reenlistments} + \text{LTes} + \text{EAOS Losses}}$
Reenlistment Rate with RA (Reserve Affiliation) =	$\frac{\text{Reenlistments} + \text{LTE} + \text{RAS}}{\text{Reenlistments} + \text{LTes} + \text{EAOS Losses}}$
Cross Section Attrition	$\left[\frac{\text{Non EAOS Losses}}{*12 / \# \text{ months}} \right]$ Non EAOS Inventory

Table 10-2- Retention statistic formulas

Reenlistment Rate (Aggregate) Example:

$$\begin{aligned} \text{Reenlistments (9) + LTE (1)} &= 10 \\ \text{Reenlistments (9) + LTE (1) + EAOS Losses (5)} &= 15 \\ 10/15 &= 66.7\% \end{aligned}$$

Reenlistment Rate with RA (Reserve Affiliation):

$$\begin{aligned} \text{Reenlistments (8) + LTE (1) + RA (1)} &= 10 \\ \text{Reenlistments (8) + LTE (1) + EAOS Losses (5)} &= 15 \\ 10/15 &= 66.7\% \end{aligned}$$

Cross Section Attrition:

$$\begin{aligned} \text{Non EAOS Losses (4) / Non EAOS Inventory (10)} &= 40\% \\ .40 \times 12 &= 4.8 \\ 4.8 / 12 &= .4 \end{aligned}$$

RET/ATT SUMMARY for All Navy (00000)
By Enlistment Zone Based on Transaction Date
UIC(s) Selected: UICs and their Children
Based upon Date Range: October 01, 2020 through September 30, 2021
of Months: 12

Zone	At EAOS	Before EAOS	Ineligible Losses Before EAOS RE-4	Ineligible Losses Before EAOS Other	Reenl	RA	Reenl Rate	Reenl Rate With RA	RA Rate	Cross Section Att Rate	Avg Non EAOS Inv
A 0 - 6 Yrs	23894	10638	4962	5373	15192	814	63.6 %	67.0 %	9.6 %	7.0 %	153043
B 6+ - 10 Yrs	12978	1026	362	630	8056	829	62.1 %	68.5 %	17.7 %	2.1 %	48166
C 10+ - 14 Yrs	6754	519	123	377	5434	306	80.5 %	85.0 %	25.5 %	1.7 %	30141
D 14+ - 19 Yrs	6547	284	88	173	6145	82	93.9 %	95.1 %	61.2 %	0.9 %	33105
E 20 Plus Yrs	7124	130	8	115	1959	0	27.5 %	27.5 %	0.0 %	1.0 %	12480
Total Less Zone E	50173	12467	5535	6553	34827	2031	69.4 %	73.5 %	14.1 %	4.7 %	264455

10638 divided by 153043 Average Non EAOS Inventory = 7.0% Cross Section Attrition

Figure 10-7- Cross Section Attrition

Note: All variables subject to change based on validated transactions. Utilize Master Transaction Report for cross referencing.

Active Component definitions of terms:

- Long Term Extension (LTE): Extension of 24 months or greater. Does not include 6-Year Obligation (6-YO) Program 24-month extensions
- Before Expiration of Active Obligated Service (EAOS) losses: Losses more than 90 days before EAOS
- Before EAOS inventory: The number of people that are more than 90 days from their hard EAOS
- Cross-Section Attrition Rate: Measures annualized loss behavior prior to EAOS obligation for the zone population

LEGACY RETENTION EXCELLENCE AWARD (REA)/BEST IN CLASS (BIC) REA

The REA is an annual award used by fleet and other Echelon II commanders to recognize superior command accomplishment in executing programs and policies that best enable our Sailors to succeed in their navy careers and directly supports the concept of brilliant on the basics. The BIC distinction will highlight commands that optimize principles to retain an operationally ready, diverse and talented force. Units not identified to participate in the REA BIC distinction will be identified as REA

Legacy and follow REA benchmarks for the current FY. Eligibility is established by each Echelon II command in conjunction with their requirements. All REA awardees are authorized to fly a retention excellence pennant. REA BIC awardees are authorized to paint their anchor gold as applicable. Refer to the most recent REA benchmarks NAVADMIN to determine eligible BIC Units.

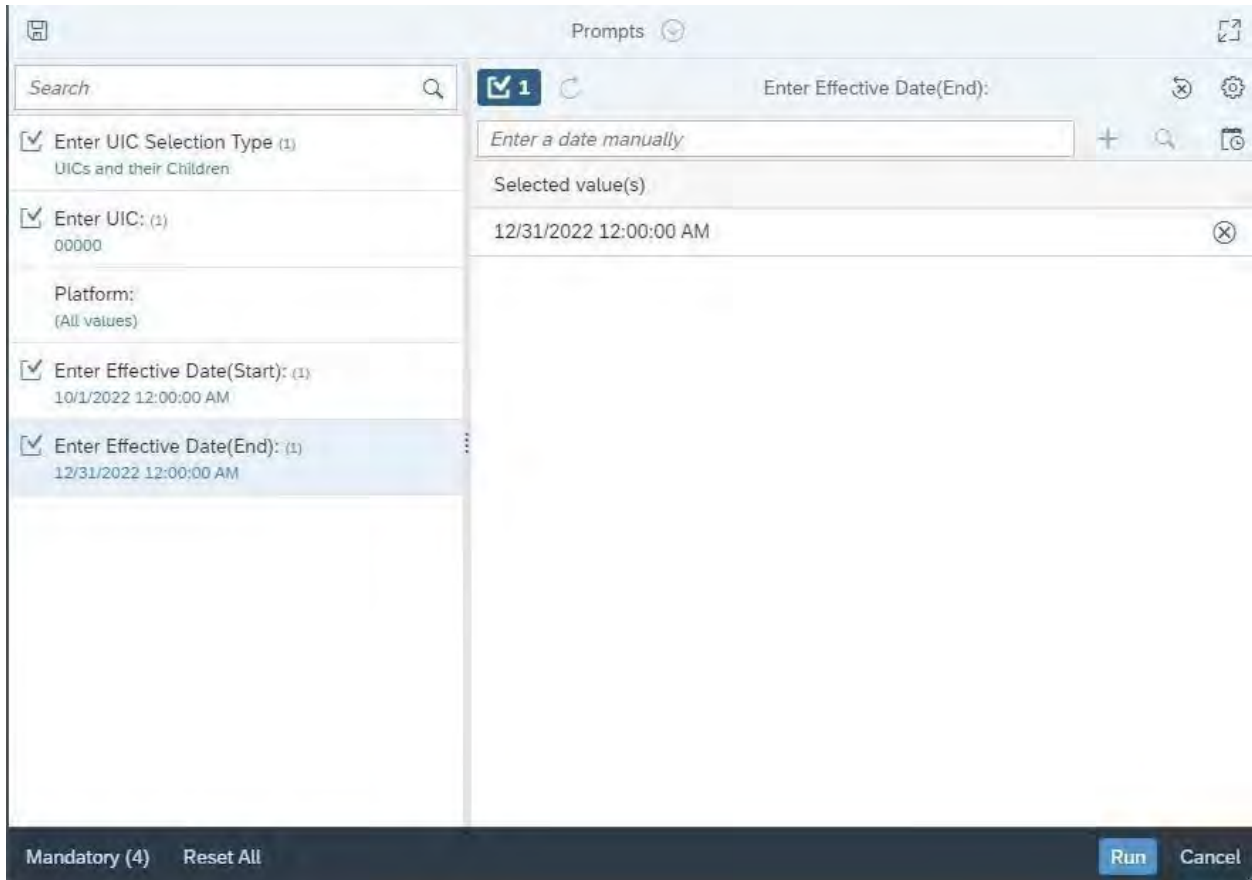


Figure 10-8- REA BIC PROMPTS

Retention Excellence Award (REA) Best in Class for All Navy (00000)
By Enlistment Zone Based upon Transaction Date
UIC(s) Selected: UICs and their Children

For Date Range: October 01, 2022 through December 31, 2022
of Months: 3

Platform	Command	Command Name	Eligibility Flag	Zone A Statistics							Zone B Statistics					Zone C Statistics							
				EAOS Loss	Before EAOS Loss	Reenl	RA	Avg Non EAOS Inv	Reen Rate %	Reen Rate with RA	Cross Section Attr	EAOS Loss	Before EAOS Loss	Reenl	RA	Reen Rate %	Reen Rate with RA	EAOS Loss	Before EAOS Loss	Reenl	RA	Reen Rate %	Reen Rate with RA
CVCW	03303	CVA 68 MITZ	Eligible	44	34	47	0	1936	-1.8%	51.8%	7.0%	1	2	7	5	70.0%	70.0%	0	0	15	0	100.0%	100.0%
CVCW	03305	CVA 68 EISENHOWER	Eligible	57	36	59	2	2094	40.9%	32.6%	8.9%	2	2	6	4	66.7%	100.0%	3	0	12	0	80.0%	80.0%
CVCW	06503	CVA 70 VINSON	Eligible	47	28	58	4	2025	58.2%	59.0%	5.1%	2	1	9	1	80.0%	90.0%	0	0	6	0	100.0%	100.0%
CVCW	21247	CVA 71 T ROOSEVELT	Eligible	09	32	57	2	1914	-29.4%	81.5%	9.7%	2	2	3	1	50.0%	86.7%	0	1	14	0	100.0%	100.0%
CVCW	21297	CVA 72 ABRAHAM LINCOLN	Eligible	37	8	59	6	2459	83.1%	88.8%	1.8%	4	1	11	5	73.3%	73.0%	1	0	19	1	90.9%	100.0%
CVCW	21412	CVA 73 GEORGE WASHINGTON	Eligible	19	23	49	1	1820	72.1%	73.5%	6.1%	2	5	5	0	71.4%	71.4%	2	0	2	0	50.0%	50.0%
CVCW	21687	CVA 74 JOHN C STEWENS	Eligible	04	23	48	1	1857	66.5%	62.2%	6.0%	2	1	4	5	66.7%	66.7%	1	0	11	0	91.7%	91.7%
CVCW	21683	CVA 75 HARRY S TRUMAN	Eligible	14	4	25	4	2051	64.1%	74.4%	0.8%	7	0	3	1	30.0%	40.0%	1	0	7	0	87.5%	87.5%
CVCW	22029	CVA 76 RONALD REAGAN	Eligible	8	22	57	2	2273	86.3%	92.0%	4.9%	2	5	10	4	80.0%	83.0%	5	3	14	0	82.1%	82.1%
CVCW	22070	CVA 77 GEORGE H W BUSH	Eligible	18	56	94	3	1884	85.5%	88.2%	11.8%	2	0	13	0	86.7%	86.7%	0	0	14	0	100.0%	100.0%
CVCW	25372	CVA 78 GERALD R FORD	Eligible	16	32	33	2	1480	87.3%	71.4%	6.7%	1	0	12	0	92.9%	92.9%	1	2	11	0	91.7%	91.7%
CVCW	96526	CVA 79 JOHN F KENNEDY PCU	Eligible	1	13	5	0	709	87.3%	83.3%	7.3%	1	0	4	0	80.0%	80.0%	1	0	7	0	87.5%	87.5%
Report Totals:				332	314	611	20	24129	84.8%	87.8%	6.8%	32	9	87	7	73.1%	78.0%	12	5	123	1	96.4%	91.2%

Figure 10-9- REA BIC REPORT

CHAPTER ELEVEN
CAREER INFORMATION PROGRAM REVIEW (CIPR)

INTRODUCTION

The CIPR is the fleet, force, and Immediate Superior-in-Command's (ISIC) primary resource to assess the effectiveness of a command's career development program (CDP). Additionally, this resource is for commands to objectively self-assess their organizational strengths and other areas that require further attention.

Per OPNAVINST 1040.11 (series), the command must be evaluated annually using NAVPERS 1040/2 Career Information Program Review. The CIPR is located on the MyNavy HR website at:
<https://www.mynavyhr.navy.mil/Career-Management/Career-Counseling/Resources/>

Results will be recorded and a Plan of Action and Milestones (POA&M) generated to ensure all elements of the program are in compliance with policy and or instruction.

A self-assessment must be completed within 90 days of a newly reporting Command Career Counselor (CCC). Findings must be forwarded to the ISIC upon completion. A summary should be created per the SECNAV M-5216.5 (Navy Correspondence Manual) and forwarded to the Chain of Command (COC).

Commands with multiple Navy Counselors (NC) (CVN, LHD, etc.) may conduct a CIPR with the newly reporting NCs, within the 90 days of members reporting, as a training tool to familiarize them with the command's programs and can be forwarded to the ISIC for review.

TYPES OF CIPRS

- TYCOM and ISIC reviews are conducted annually by the next higher echelon
- Command review is an internal self-assessment and must be conducted within 90 days of new CCC reporting on board. Additionally, this can be conducted anytime at command discretion, e.g., new Commanding Officer (CO) or Command Master Chief (CMC) reporting on board

- Department reviews are conducted annually by the CCC and it is strongly recommended prior to any turnover by departmental CCs
- An assist CIPR is a command-requested review to be conducted by the ISIC or TYCOM. This will be an informational CIPR and the results are maintained within the command lifelines

CONDUCTING AND BRIEFING A PROGRAM REVIEW

NAVPERS 1040/2 is the primary resource to assess the effectiveness of a command's CDP. Additionally, this resource is for commands to objectively self-assess their organizational strengths and other areas that require further attention.

- Commands will be notified, via official correspondence, no less than 45 days prior to the program review. Consideration must be given to the command's operational/mission requirements
- CIPRs will not be conducted during the first quarter of the fiscal year
- CIPRs not conducted by the ISIC during the FY must be approved in writing by the Type Commander (TYCOM) prior to the review. Navy Reserve Center (NRC) Career Counselors (CC) will conduct CIPR annually on all reserve units administratively assigned
- Prepare a summary and POA&M
- Analyze and develop recommendations to present to the CO for implementation
- Schedule CIPR in-brief and out-brief with CO, XO, and CMC

PLAN OF ACTIONS AND MILESTONES (POA&M)

POA&M will be completed by the command and forwarded to the ISIC within 30 calendar days of the CIPR. It should address areas that have been identified of non-compliance and the command's course of action to correct discrepancies. The POA&M will state specific actions to be taken; program manager who is responsible for completing the action; the start, milestones, and completion dates; and expected results. Commands will track all action

3 Apr 23

items and ensure they are completed prior to next CIPR. Refer to the CIPR training located:

<https://www.mynavyhr.navy.mil/Career-Management/Career-Counseling/Resources/> for guidance, and memorandum templates.